

Details

Fund Manager	MDO Management Company S.A.
Investment Manager	Emirates NBD Asset Management Ltd regulated by the Dubai Financial Services Authority
Lead Manager	Richard Lee, CFA
Associate Manager	Marwan Haddad, CFA
Domicile	Luxembourg
Fund Launch Date	9 September 2014
Current Fund Size	USD 45.0 million
Dealing Frequency	Daily

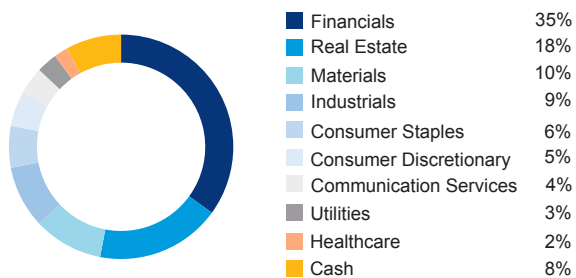
Dividend History

	March	June	September	December
2020	1%	1%		
2019	1%	1%	1%	1%
2018	-	2%	-	2%

Top 5 Holdings*

Abu Dhabi Islamic Bank	6.4%
Air Arabia PJSC	5.8%
Al Rajhi Bank	5.6%
Mabane Company	5.6%
Kuwait Finance House	5.4%
Total number of holdings	28

Sector Weights*



* Source: Emirates NBD Asset Management analysis as at 31st August 2020. All Shari'a compliant products and services are approved by the Shari'a Supervisory Board of Emirates NBD Asset Management limited.

Contact Details

Email: assetmanagement@emiratesnbd.com
Tel: +971 4 370 0022
Website: www.emiratesnbd.com/assetmanagement

Investment Objective

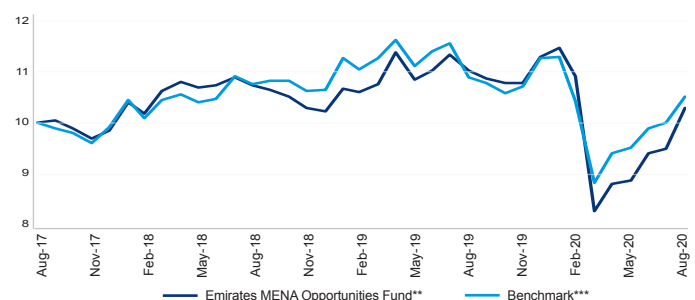
The fund provides investors with a professionally managed means of participating in Shari'a compliant equities across a range of MENA markets, by aiming to achieve long-term capital growth from a diversified portfolio of Shari'a compliant listed securities, although it can take on exposure to other assets from time to time if the Investment Manager believes it would be appropriate to do so.

Team

With one of the longest track records in the MENA region, Emirates NBD Asset Management operates as an independent asset manager based in the DIFC and is backed by Emirates NBD Bank PJSC, one of the largest financial service groups in the UAE.

The MENA Equities team consist of six members of which four are CFA Charter Holders and collectively have over 60 years' experience. The strategy is led by Richard Lee who is supported by the team's strong research capabilities as well as, an independent performance/risk analyst for overall portfolio monitoring purposes. The team boasts unrivalled experience in the regional market and its sectoral and stock coverage sets it apart from its peers. The consistent outperformance of the team's equity funds over their respective benchmarks is testament to their strict investment philosophy.

Performance

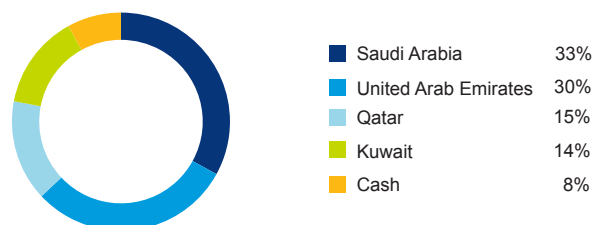


	1 Month	3 Months	Year to Date	12 Months	3 Years	Since Inception	CAGR 3 Years
Fund**	8.33%	15.81%	-8.83%	-6.52%	2.74%	-6.51%	0.91%
Benchmark***	4.96%	10.21%	-6.67%	-3.52%	4.93%	-8.95%	1.62%


** Emirates NBD Asset Management, P Share Class, bid to bid, USD terms with net income reinvested.

*** 45% MSCI Saudi Islamic Index, 55% MSCI Arabian Markets Index ex Saudi Arabia Index.

Country Weights*



Asset Allocation*



Monthly Performance Data

	January	February	March	April	May	June	July	August	September	October	November	December	Total
2014	-	-	-	-	-	-	-	-	-0.95%	-3.95%	-3.37%	-4.95%	-12.62%
2015	0.08%	1.83%	-3.32%	5.59%	-1.27%	-0.02%	-0.22%	-6.29%	-0.77%	-0.50%	-1.99%	-2.76%	-9.62%
2016	-6.02%	3.37%	2.90%	4.68%	-3.29%	-0.46%	0.94%	-0.26%	-4.52%	1.33%	5.22%	5.35%	8.78%
2017	2.41%	-0.17%	0.59%	-0.81%	0.46%	1.69%	0.29%	1.36%	0.33%	-1.50%	-1.98%	1.65%	4.30%
2018	5.57%	-2.18%	4.35%	1.71%	-1.05%	0.37%	1.37%	-1.36%	-0.81%	-1.28%	-2.08%	-0.64	3.68%
2019	4.39%	-0.76%	1.45%	5.79%	-4.58%	1.56%	2.79%	-2.80%	-1.36%	-0.75%	0.09%	4.65%	10.39%
2020	1.48%	-4.79%	-23.89%	6.51%	0.51%	6.09%	0.78%	8.33%					-8.83%

Fund Codes and Fees

Share Class	NAV / Share (01.09.2020)**	Annual Management Fee	Entry Charge	ISIN	Bloomberg Code
A USD Acc [†]	10.4188	1.50%	Up to 5%	LU1060357412	EMIMOU LX
A USD Inc [†]	8.8436	1.50%	Up to 5%	LU1654397329	EMMOAU LX
B USD Acc [†]	9.2368	1.50%	-	LU1060357503	EMIMBU LX
B USD Inc [†]	8.5341	1.50%	-	LU1654397675	EMMOBU LX
B EUR Acc [†]	-	1.50%	-	LU1317404256	EMMOBEA LX
B EUR Inc [†]	-	1.50%	-	LU1654397832	EMMOBEI LX
B AED Acc [†]	-	1.75%	-	LU1317404504	EMMOBAA LX
B AED Inc [†]	-	1.75%	-	LU1654398053	EMMOBAI LX
C USD Acc [†]	8.3523	1.50%	-	LU1060357685	EMIMOCU LX
C USD Inc [†]	-	1.50%	-	LU1654398210	EMMOCUI LX
C EUR Acc [†]	-	1.50%	-	LU1317404769	EMMOCEA LX
C EUR Inc [†]	-	1.50%	-	LU1654398483	EMMOCEI LX
C AED Acc [†]	-	1.75%	-	LU1317404926	EMMOCAA LX
C AED Inc [†]	-	1.75%	-	LU1654398640	EMMOCAI LX
E AED Acc [†]	-	1.75%	Up to 5%	LU1060357768	EMIMOEALX
E AED Inc [†]	-	1.75%	Up to 5%	LU1654398996	EMMOEALX
G USD Acc [†]	-	1.50%	Up to 5%	LU1317405147	EMMOGUALX
G USD Inc [†]	-	1.50%	Up to 5%	LU1654399291	EMMOGUILX
R USD Acc [†]	-	1.50%	Up to 5%	LU1303290396	EMIMORULX
R USD Inc [†]	-	1.50%	Up to 5%	LU1654399887	EMMORULX
R GBP Acc [†]	-	1.50%	Up to 5%	LU1303290479	EMIMORGLX
R GBP Inc [†]	-	1.50%	Up to 5%	LU1654400057	EMMORGLX
R EUR Acc [†]	-	1.50%	Up to 5%	LU1303290552	EMIMORE LX
R EUR Inc [†]	-	1.50%	Up to 5%	LU1654400214	EMMOREI LX
I USD Acc [†]	-	1.50%	Up to 5%	LU1060357842	EMIMOIULX
I USD Inc [†]	-	1.50%	Up to 5%	LU1654399457	EMMOIULX
P USD Acc	9.3494	1.50%	Up to 5%	LU1060357925	EMIMOPULX
P USD Inc	-	1.50%	Up to 5%	LU1654399614	EMMOPULX
S USD Acc [†]	-	1.50%	Up to 5%	LU1654400487	EMMOSUALX

[†] An additional distribution fee of 0.50% applies

** Pricing date as at 31.08.2020

[†] Performance fee is 10% of the increase of the NAV of the share class over a 10% hurdle rate payable quarterly

Emirates NBD SICAV is domiciled in Luxembourg and regulated by the Luxembourg Commission de Surveillance du Secteur Financier.

The information and opinions expressed herein are made in good faith and are based on sources believed to be reliable but no representation or warranty, express or implied, is made as to their accuracy, completeness or correctness. These opinions are not intended to serve as authoritative investment advice and should not be used in substitution for the exercise of own judgment. This information, including any expression of opinion, has been obtained from or is based upon sources believed to be reliable, and is believed to be fair and not misleading. Any opinion or estimate contained in this material is subject to change without notice. Neither Emirates Islamic PJSC, Emirates NBD Bank PJSC ("Emirates NBD") and Emirates NBD Asset Management Limited ("Emirates NBD AM") together "Emirates NBD Group" nor any of its directors or employees give any representation or warranty as to the reliability, accuracy or completeness of the information, nor do they accept any responsibility arising in any way (including by negligence) for errors in, or omissions from the information. Emirates NBD AM is regulated by the Dubai Financial Services Authority ("DFSA") and can directly engage with Professional Clients only, as defined by the DFSA. For further details of the investment products available from the Emirates NBD Group please contact your local Emirates NBD Bank PJSC/Emirates Islamic PJSC branch. This document is provided for information and illustration purposes only. It does not constitute a solicitation, recommendation or offer to buy or sell any specific investment product or subscribe to any specific investment management or advisory service. Prospective investors in the Fund must obtain and carefully read the Fund's most recent Term Sheet and Prospectus as well as seek separate independent financial advice if required prior to making an investment in the Fund to assess the suitability, lawfulness and risks involved. Emirates NBD Group will not be held liable for actions taken, or not taken, as a result of the publication of this document.

This information is not for distribution to the general public but for intended recipients only and may not be published, circulated, reproduced or distributed in whole or part to any other person without the written consent of Emirates NBD Group. Where this information relates to the Fund or an investment product licensed to be marketed, it is directed to persons authorised to invest in the Fund / investment product as applicable, and residing in jurisdictions where the Fund / investment product is authorised for distribution or where no such authorisation is required. Prospective investors should be aware that investment in the Fund carries a significant degree of risk. The Fund / investment product is intended for investors who understand the risks involved in investing in the Fund / investment product and can withstand any potential loss therefrom. The Fund / investment product may not be guaranteed and historical performances are not indicative of the future or likely performance and should not be construed as being indicative of or otherwise used as a proxy for the future or likely performance of the Fund / investment products. The value of the investment and the income from it can fall as well as rise as the Fund / investment products are subject to investment risks, including the possible loss of the principal amount invested. The information contained herein does not have any regard to the specific investment objectives, financial situation or the particular needs of any person. Furthermore, the Fund contains specific geographical and asset class risks, whereby it might be difficult for an investor to realise an investment in the Fund, or to obtain information about performance. All data contained above is source: Emirates NBD AM, bid to bid with net income reinvested in US Dollar terms. All Shari'a compliant products and services are approved by the Shari'a Supervisory Board of Emirates NBD Asset Management Limited.

Past performance is not indicative of future performance. The value of investments and the income derived from them may go down as well as up and you may not receive back all the money which you invest.

For a full outline on applicable fees, please refer to the prospectus or term sheet.