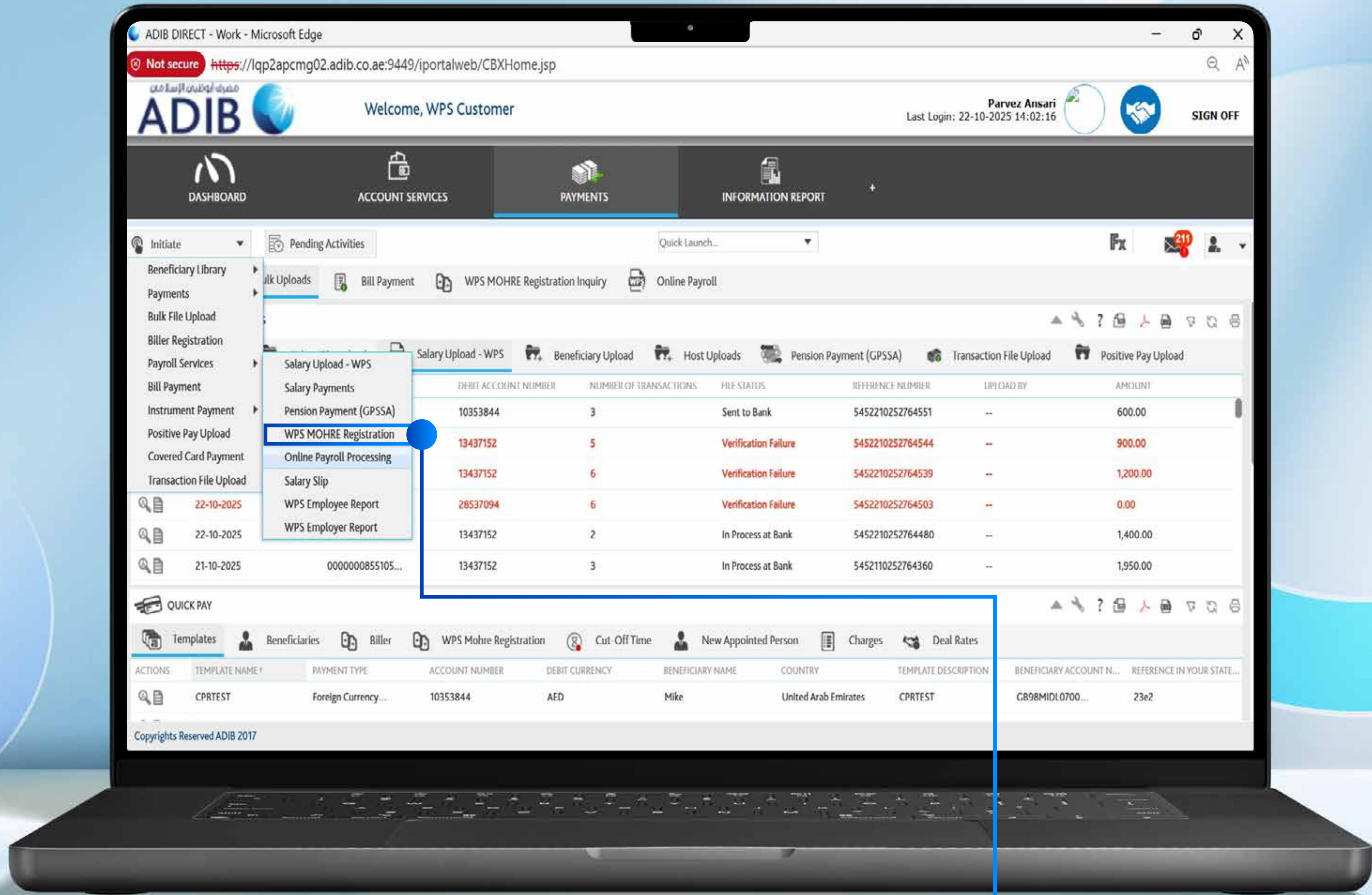




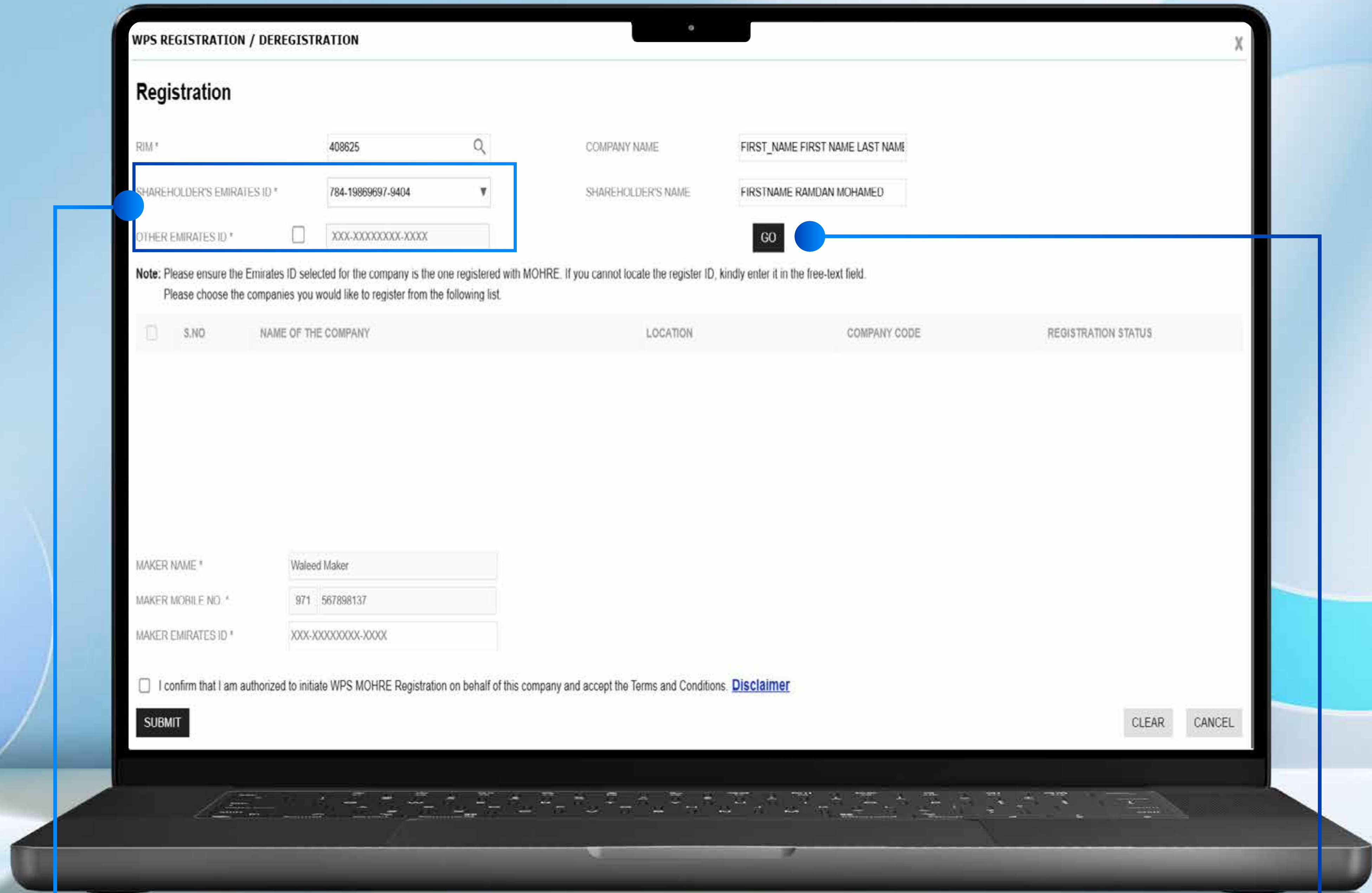
# WPS MOHRE REGISTRATION



# WPS MOHRE REGISTRATION



Navigate to Initiate → Payroll Services → WPS MOHRE Registration



● Select the company and enter the shareholder's Emirates ID number, then click Go.

In case of issues and no result we can use the Other emirates ID field to input the emirates ID number manually and click on Go ●

WPS REGISTRATION / DEREGISTRATION

### Registration

RIM \* 408625 COMPANY NAME FIRST\_NAME FIRST NAME LAST NAME

SHAREHOLDER'S EMIRATES ID \* 784-19869697-9404 SHAREHOLDER'S NAME FIRSTNAME RAMDAN MOHAMED

OTHER EMIRATES ID \*  XXX-XXXXXXXX-XXXX

**Note:** Please ensure the Emirates ID selected for the company is the one registered with MOHRE. If you cannot locate the register ID, kindly enter it in the free text field.  
Please choose the companies you would like to register from the following list.

S.NO	NAME OF THE COMPANY	LOCATION	COMPANY CODE	REGISTRATION STATUS
4	MIRACLE STEEL FABRICATORS L L C	Om-EI-Quain	920970	Not Available
5	NATIONAL SPARE PARTS TRADING	Om-EI-Quain	890089	Active
6	AL RAWNAQ LADIES SALON	Ras El-Khaema	745165	InProgress
7	AL DAYAN TYPING SERVICE	Om-EI-Quain	917562	Active
8	MIRACLE STEEL FABRICATORS L L C	Om EI Quain	920970	Not Available
9	FOURTECH INDUSTRIES L L C	Om-EI-Quain	921089	Not Available

MAKER NAME \* Waleed Maker

MAKER MOBILE NO \* 971 567898137

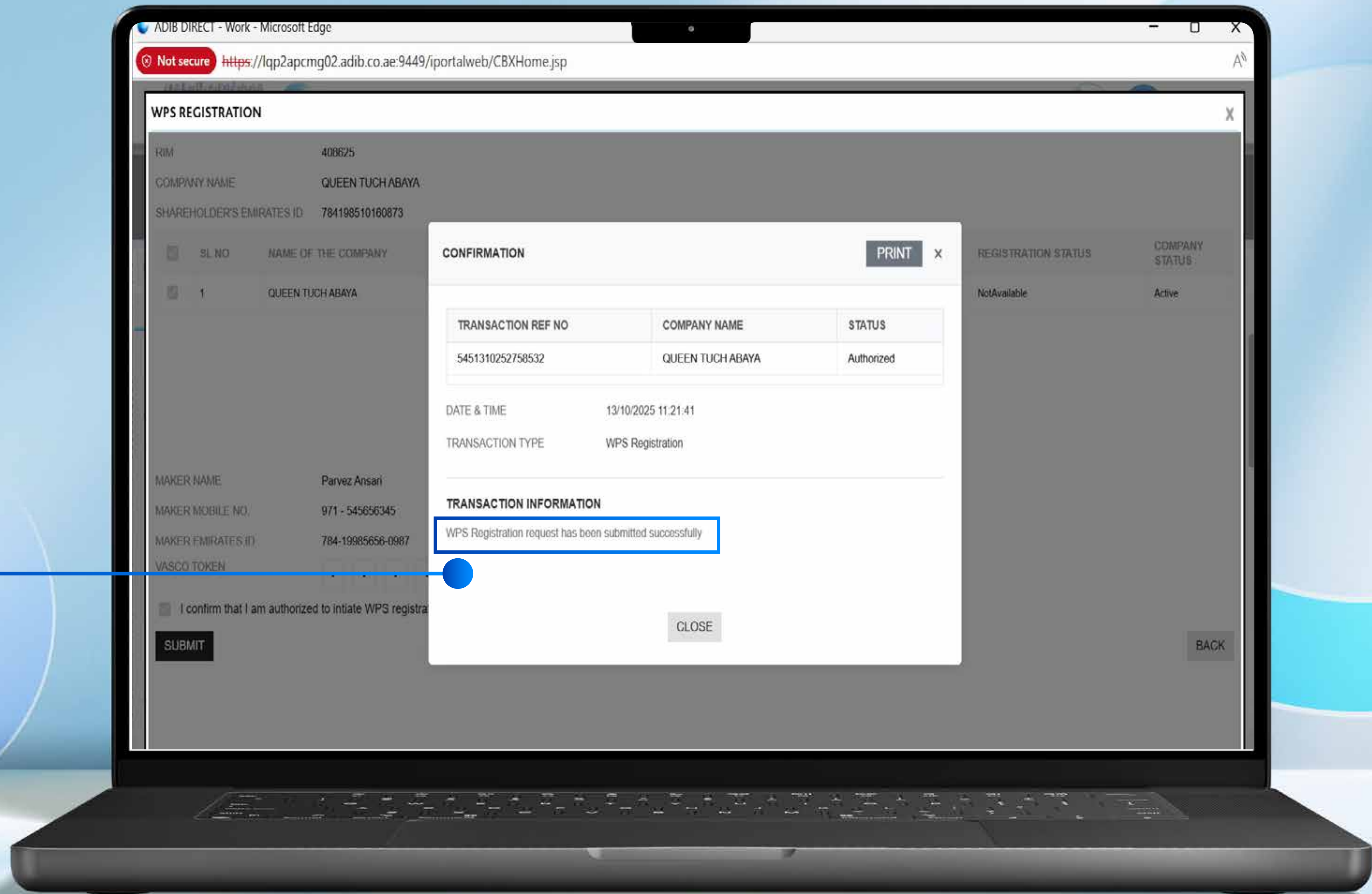
MAKER EMIRATES ID \* 784-19999999-9111

I confirm that I am authorized to initiate WPS MOHRE Registration on behalf of this company and accept the Terms and Conditions. [Disclaimer](#)

A list of companies for the selected EID will appear. Choose the company that needs to be registered for the new WPS MOHRE

Maker name (originator of the request), will be pre populated and the EID number will be required to be input

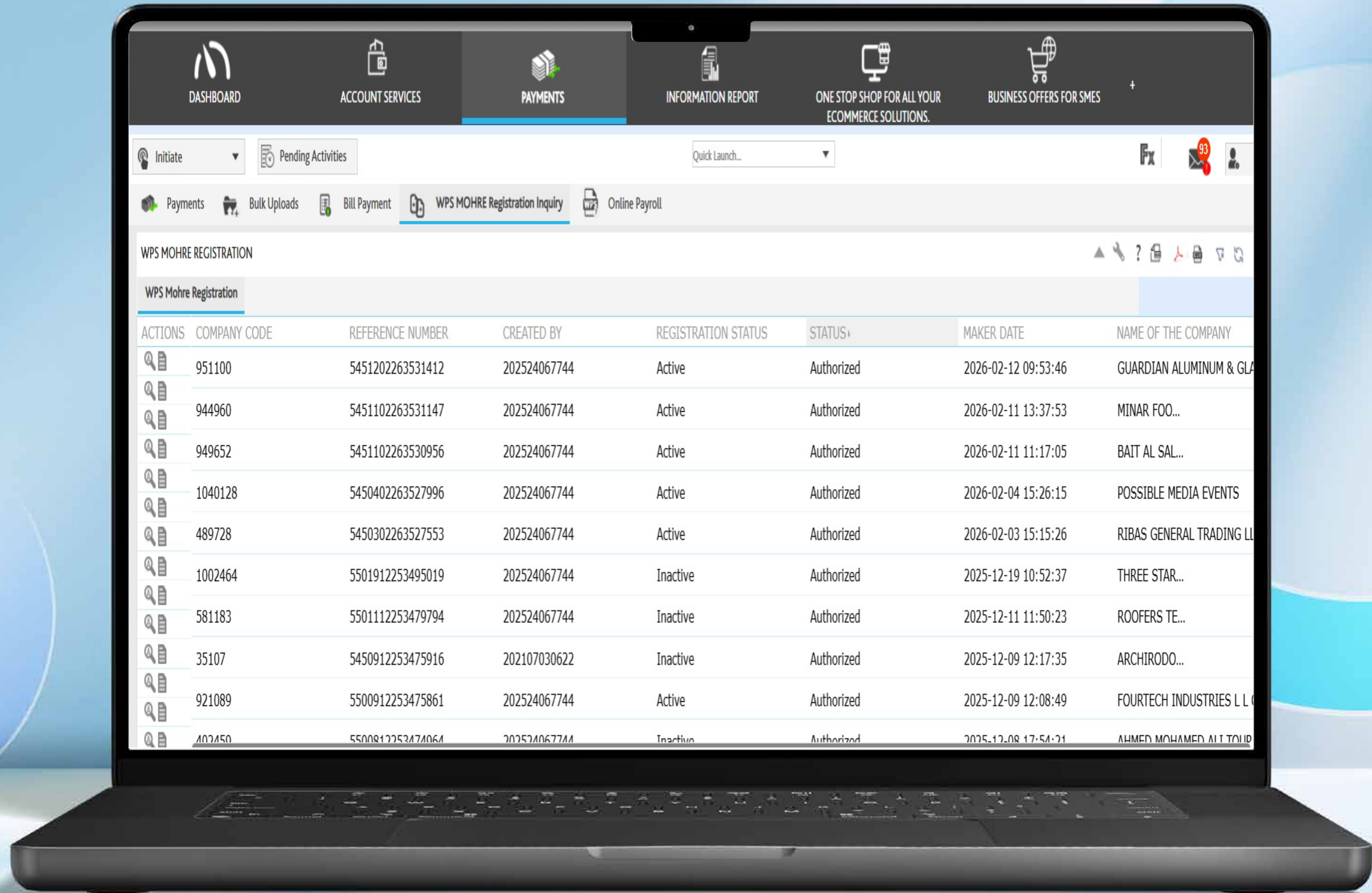
Click on the blue link of the disclaimer to read and then select the check box to accept that the disclaimer has been read.



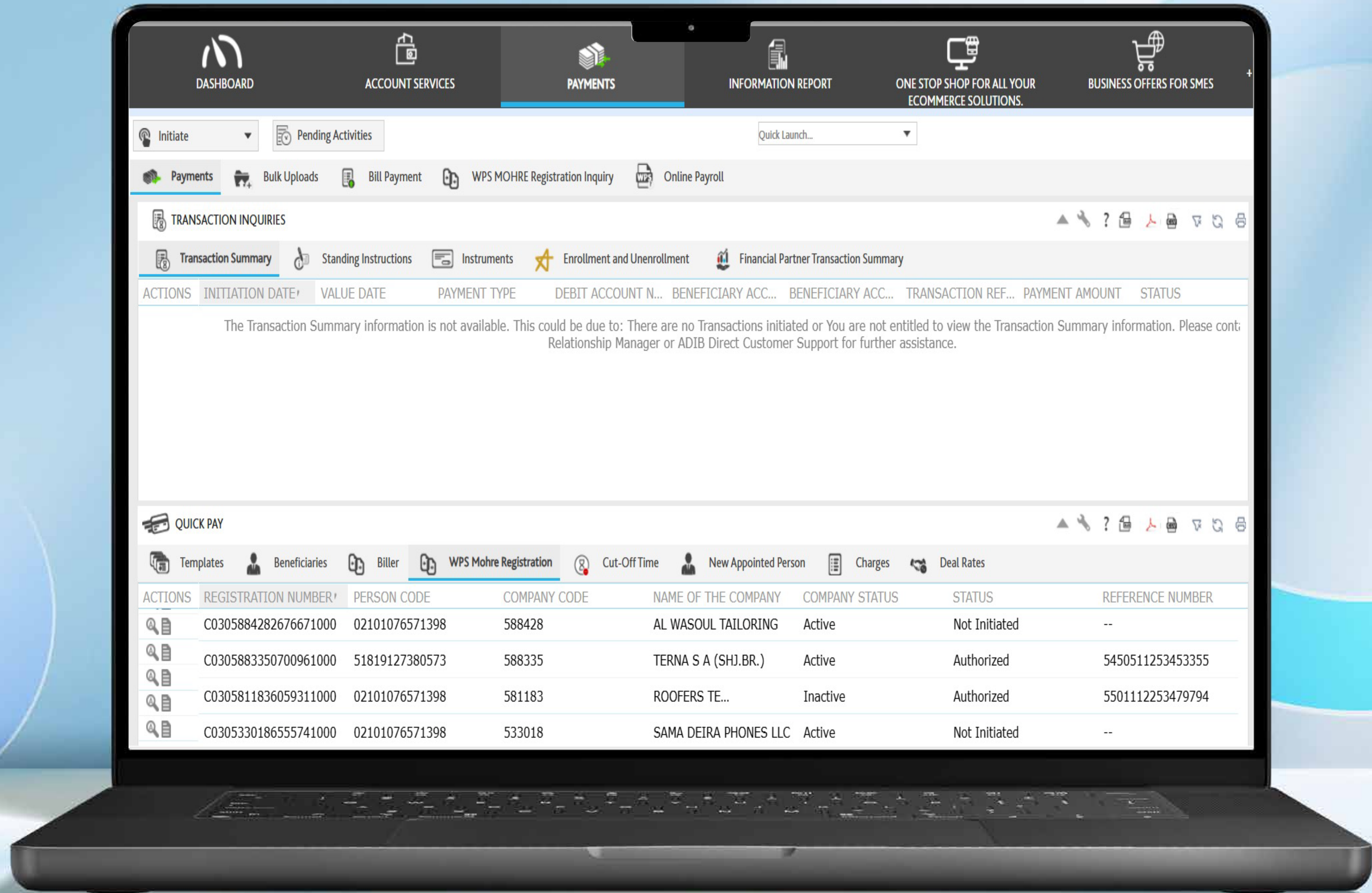
Done – WPS registration has been submitted this will now follow your company’s authorization workflow and require approval as per the defined process.

Post MOHRE registration completion please wait for 24hours for new customers that are using ADIB Direct for the first time for salary processing

Existing customer who have previously used the file upload feature can go directly to Online payroll processing for salary submission



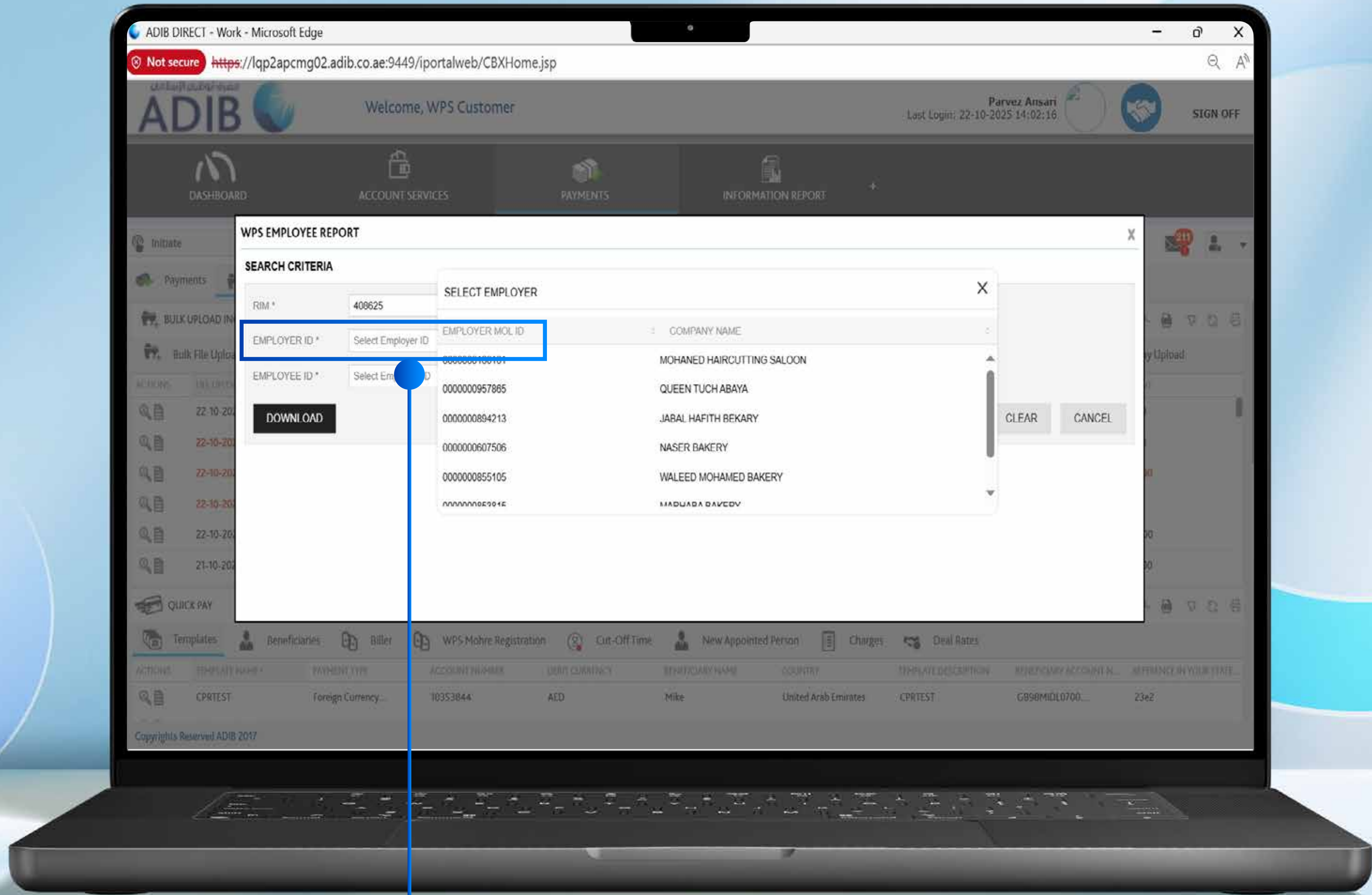
Successfully registered companies will be available in the summary and will show the status as active which means successfully registered



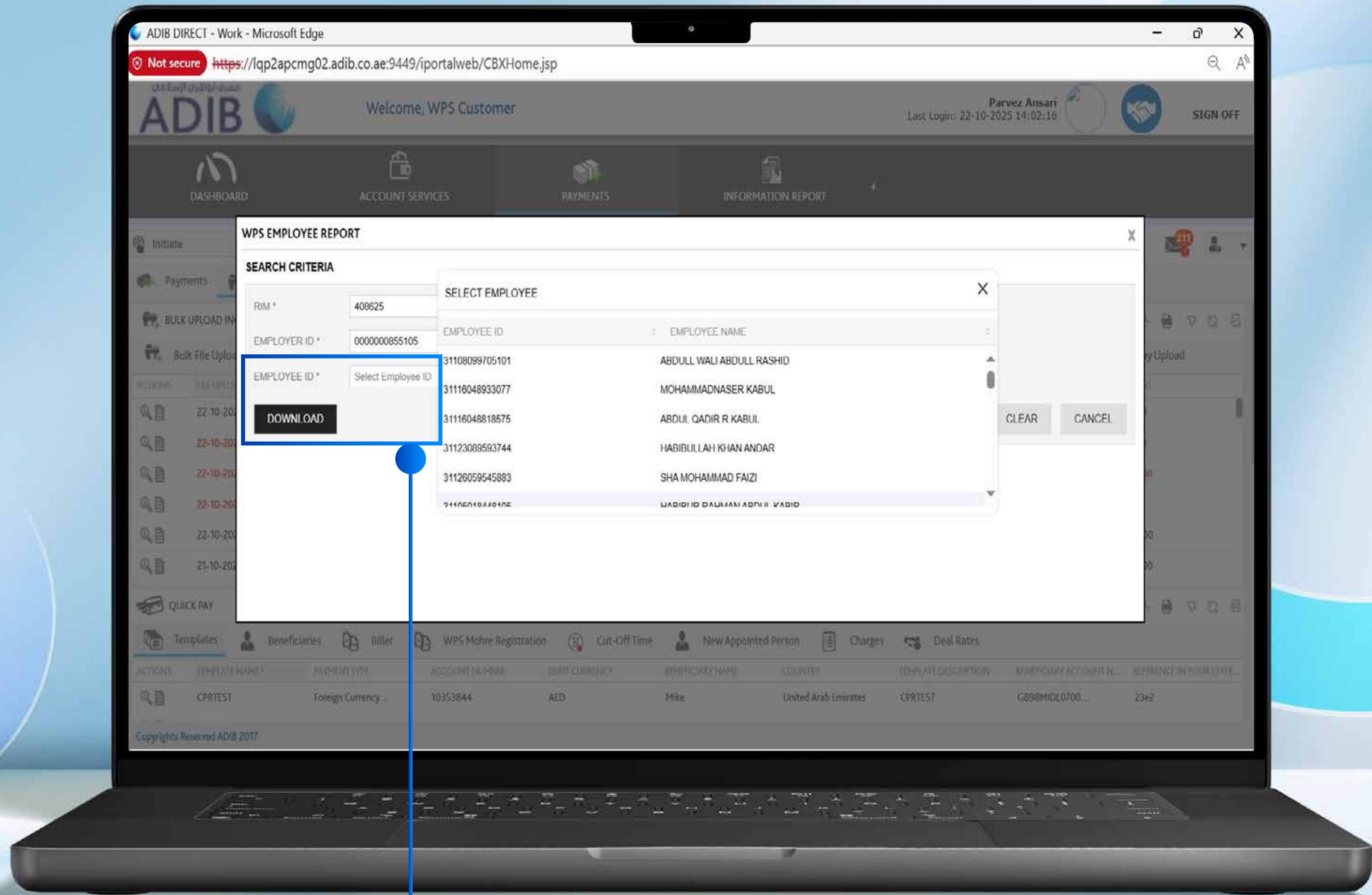
Under the quick pay menu customer can also see the MOHRE registration details that were received from MOHRE and can be extracted by clicking on the file button next to the questions mark



**APPROVAL FLOW  
WPS MOHRE REGISTRATION**



Now select the employer by selecting employer ID



Now select the Employee for which you wish to generate the report for and click on download

PENDING ACTIVITIES

Transactions	Pending Authorization	Rejected Transactions								
	REFERENCE NUMBER	NAME OF THE COMPANY	COMPANY CODE	REGISTR...	COMPANY STATUS	STATUS	MAKER NUMBER	MAKER EMIRATES ID	RIM NO	
File Upload	<input type="checkbox"/>	5451011253460002	MOHANED HAIRCUTTING SALOON	160101	--	Active	Pending Authoriza...	--	--	408625
	<input type="checkbox"/>	5451011253459697	FRAP CAFE	1088533	--	Not Available	Pending Authoriza...	--	--	408625
	<input type="checkbox"/>	5451011253459695	POSSIBLE MEDIA EVENTS	1040128	--	Not Available	Pending Authoriza...	--	--	408625
Transaction File Upload	<input checked="" type="checkbox"/>	5450812253474065	MIRACLE STEEL FABRICATORS L L C	920970	--	Not Available	Pending Authoriza...	--	--	408625
	<input type="checkbox"/>	5450512253473395	GUARDIAN ALUMINUM & MIRACLE STEEL FABRICATORS L L C		--	Not Available	Pending Authoriza...	--	--	408625

Beneficiaries

Biller

Beneficiary Upload

Enrollment and Unenrollment

WPS Mohre Registration

Online Payroll Processing

DISPLAYING 1 - 5

AUTHORIZE REJECT

Customer has to select one by one to approve the registration

### WPS REGISTRATION / DE-REGISTRATION

TRANSACTION REFERENCE 5450812253474065

SELECT RIM 408625

COMPANY NAME MOHAMMED BASHER MUBARAK JUMAALALI

SHAREHOLDER'S EMIRATES ID 784-19869697-9404

SHAREHOLDER'S NAME FIRSTNAME RAMDAN MOHAMED

S.NO	NAME OF THE COMPANY	LOCATION	COMPANY CODE	REGISTRATION STATUS
1	MIRACLE STEEL FABRICATORS L L C	Om-EI-Quain	920970	Not Available

MAKER NAME

MAKER MOBILE NO.

MAKER EMIRATES ID

VASCO TOKEN

**AUTHORIZE**

CLOSE

● Customer to check and verify if it is for registration or de registration and authorize with entering token

WPS REGISTRATION / DE-REGISTRATION

TRANSACTION REFERENCE: 6450812253474066  
SELECT RIM: 408625 COMPANY NAME: MOHAMMED BASHER MUBARAK JUMA ALALI  
SHAREHOLDER'S EMIRATES ID: 784-19869697-9404 SHAREHOLDER'S NAME: FIRSTNAME RAMDAN MOHAMED

S.NO	NAME OF THE COMPANY	LOCATION	COMPANY CODE	REGISTRATION STATUS
1	MIRACLE STEEL FABRICATORS L L C	Om-EI-Quain	920970	Not Available

MAKER NAME: Waleed Maker  
MAKER MOBILE NO: 971 567898137  
MAKER EMIRATES ID: 784-19939999-9111  
VASGO TOKEN: . . . . .

Authorized Successfully

CLOSE

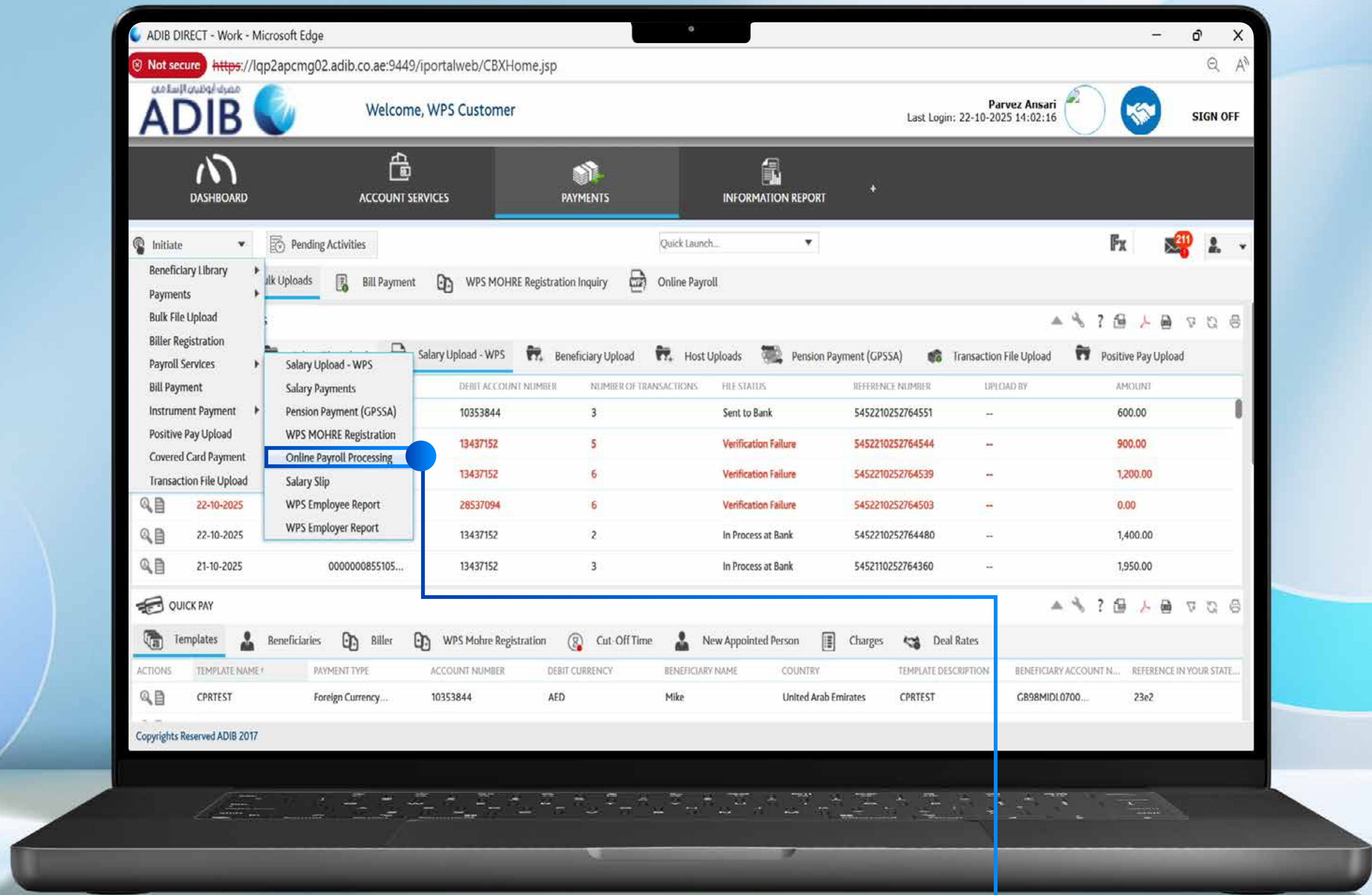
AUTHORIZE

CLOSE

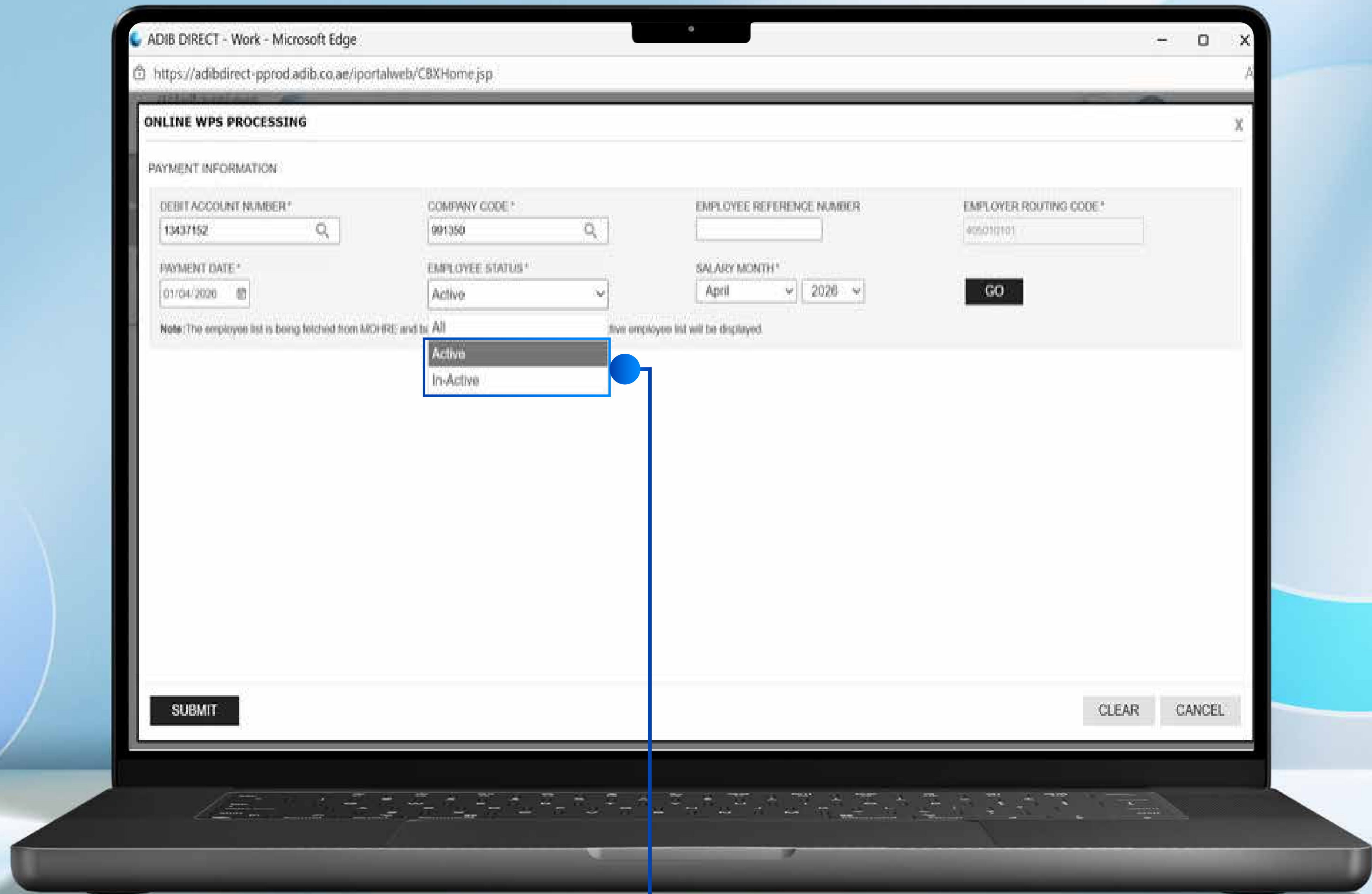
Once approved customer can initiate online processing post 24 Business Hours for new customers



# ONLINE WPS PAYROLL PROCESSING

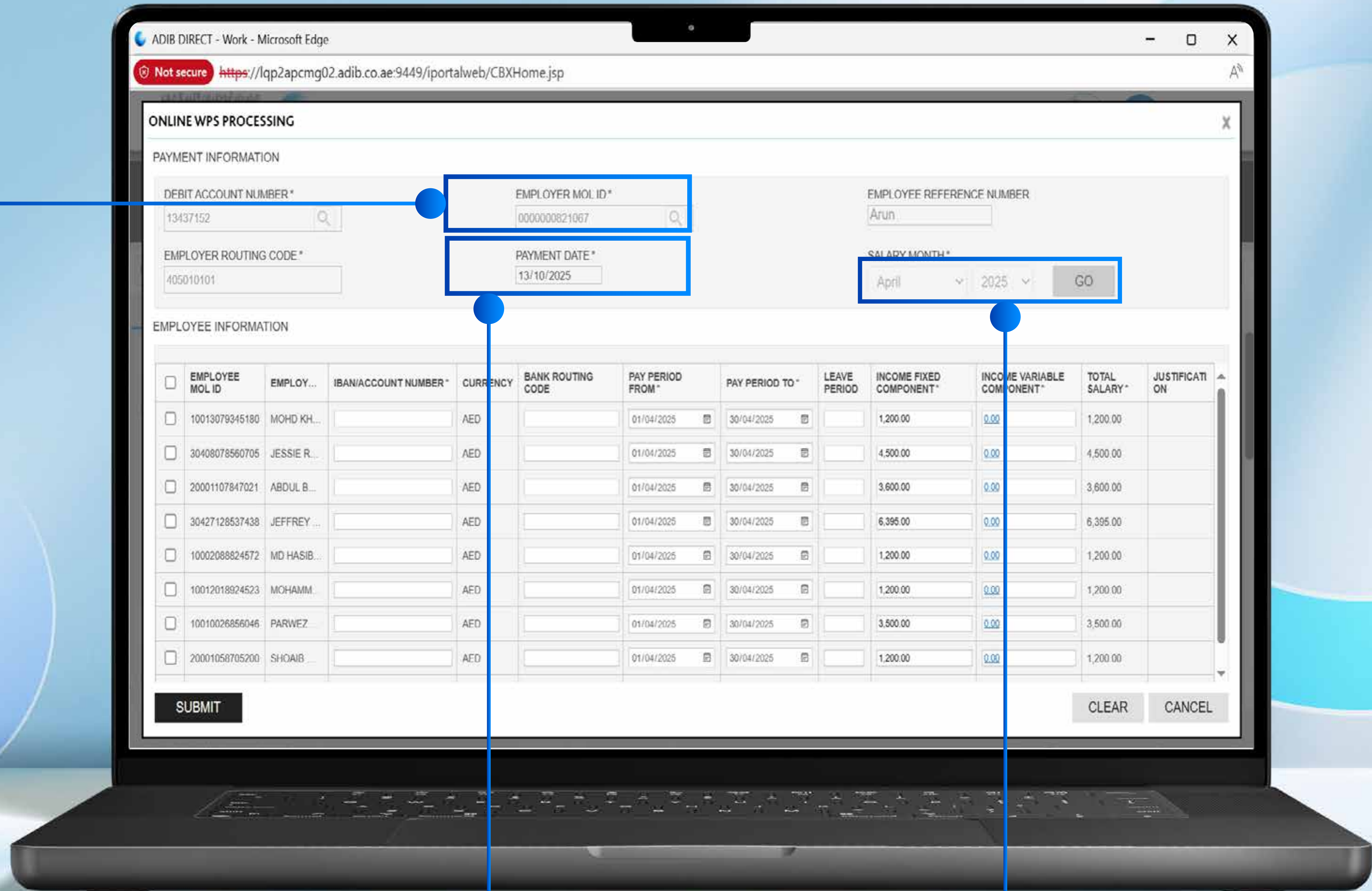


Navigate to Initiate → Payroll Services → Online Payroll Processing



● The result from MOHRE will include The list of all the employees, however Filter is available to view the employees

● Active: Will give the list of active employees with MOHRE  
In-Active: Will give the list of all employees



On the WPS processing screen, select the debit account number and the employer MOL ID.

Choose the salary payment date and the month for which the payment applies.

Click Go to populate the employee information.

ADIB DIRECT - Work - Microsoft Edge  
 Not secure https://lqp2apcmg02.adib.co.ae:9449/iportalweb/CBXHome.jsp

### ONLINE WPS PROCESSING

**PAYMENT INFORMATION**

DEBIT ACCOUNT NUMBER\* 13437152  
 EMPLOYER MOL ID\* 0000000821067  
 EMPLOYEE REFERENCE NUMBER Arun  
 EMPLOYER ROUTING CODE\* 405010101  
 PAYMENT DATE\* 13/10/2025  
 SALARY MONTH\* April 2025 GO

**EMPLOYEE INFORMATION**

<input type="checkbox"/>	EMPLOYEE MOL ID	EMPLOY...	IBAN/ACCOUNT NUMBER*	CURRENCY	BANK ROUTING CODE	PAY PERIOD FROM*	PAY PERIOD TO*	LEAVE PERIOD	INCOME FIXED COMPONENT*	INCOME VARIABLE COMPONENT*	TOTAL SALARY*	JUSTIFICATI ON
<input type="checkbox"/>	30408078560705	JESSIE R...		AED		01/04/2025	30/04/2025		4,500.00	0.00	4,500.00	
<input type="checkbox"/>	20001107847021	ABDUL B...		AED		01/04/2025	30/04/2025		3,600.00	0.00	3,600.00	
<input type="checkbox"/>	30427128537438	JEFFREY ...		AED		01/04/2025	30/04/2025		6,395.00	0.00	6,395.00	
<input type="checkbox"/>	10002088824572	MD HASIB...		AED		01/04/2025	30/04/2025		1,200.00	0.00	1,200.00	
<input type="checkbox"/>	10012018924523	MOHAMM...		AED		01/04/2025	30/04/2025		1,200.00	0.00	1,200.00	
<input type="checkbox"/>	10010026856046	PARWEZ		AED		01/04/2025	30/04/2025		3,500.00	0.00	3,500.00	
<input type="checkbox"/>	20001058705200	SHOAIB ...		AED		01/04/2025	30/04/2025		1,200.00	0.00	1,200.00	
<input checked="" type="checkbox"/>	20011088579925	SHAKIR A	A 14050000000015422916	AED	405010101	01/04/2025	30/04/2025		9,000.00	1,500.00	10,500.00	Please provide just...

SUBMIT CLEAR CANCEL

Enter the IBAN number for each employee to be paid. Add any leave periods and review the fixed income displayed.

If there is variable income to be added, select the income variable component and enter the corresponding amounts. If you modify the fixed income amount, provide a justification by selecting Please provide justification and entering the reason for the change.

ADIB DIRECT - Work - Microsoft Edge  
Not secure https://lqp2apcmg02.adib.co.ae:9449/portalweb/CBXHome.jsp

### ONLINE WPS PROCESSING

PAYMENT INFORMATION

DEBIT ACCOUNT NUMBER\*  
13437152

EMPLOYER ROUTING CODE\*  
405010101

EMPLOYEE INFORMATION

EMPLOYEE MOL ID	EMPLOY...
<input type="checkbox"/>	
<input type="checkbox"/>	30408078560705 JESSIE R.
<input type="checkbox"/>	20001107847021 ABDUL B.
<input type="checkbox"/>	30427128537438 JEFFREY ...
<input type="checkbox"/>	10002088824572 MD HASIB
<input type="checkbox"/>	10012018924523 MOHAMM.
<input type="checkbox"/>	10010026858046 PARWEZ
<input type="checkbox"/>	20001058705200 SHOAB
<input checked="" type="checkbox"/>	20011088579025 SHAKIR A

**BASKET WPS - INCOME VARIABLE COMPONENT DETAILS SCREEN**

Employee Information

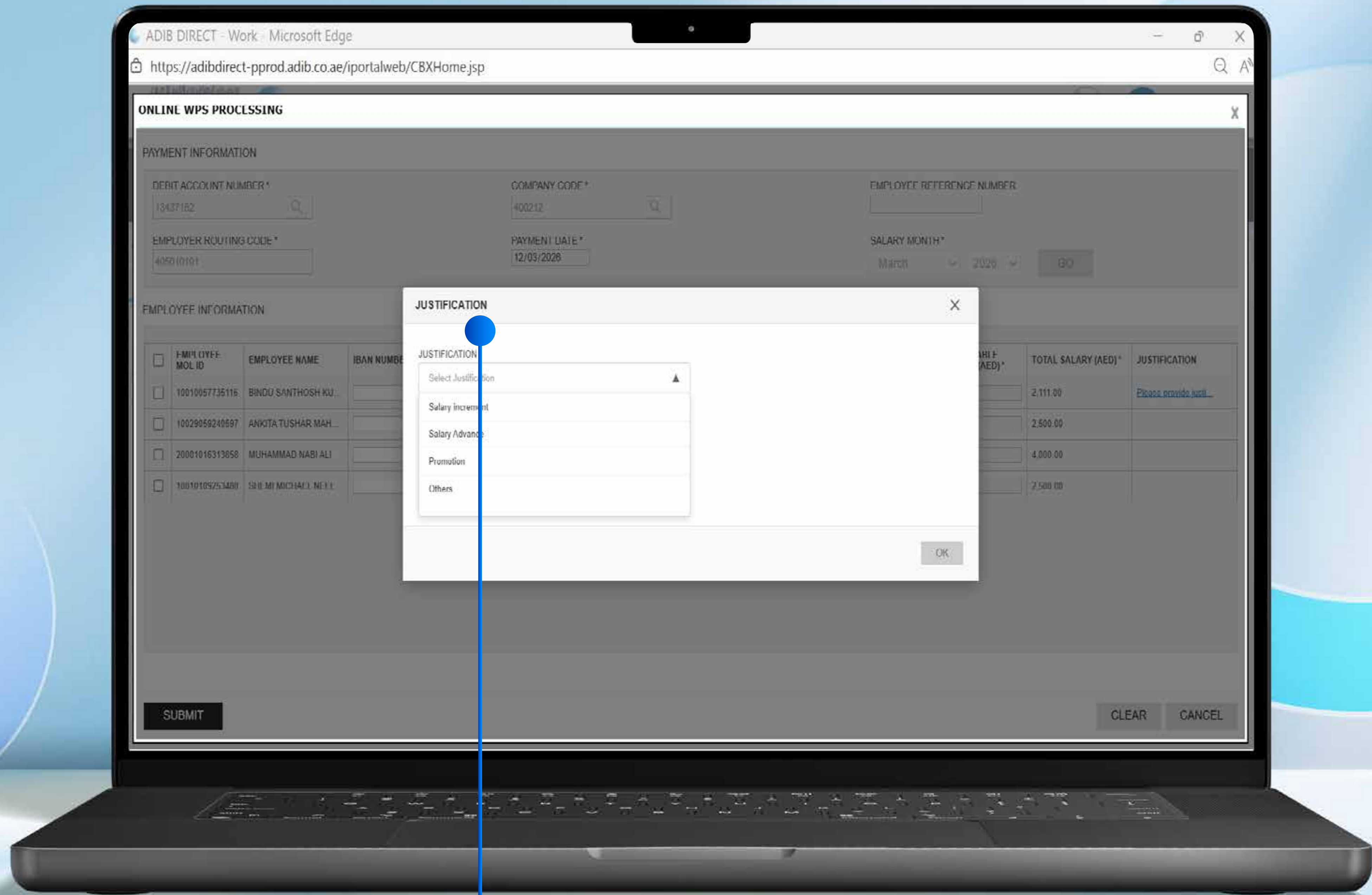
EMPLOYEE NAME	EMPLOYEE MOL ID
IBAN	BANK ROUTING CODE
AE57345615234567	302345656

VARIABLE PAYMENT DETAILS

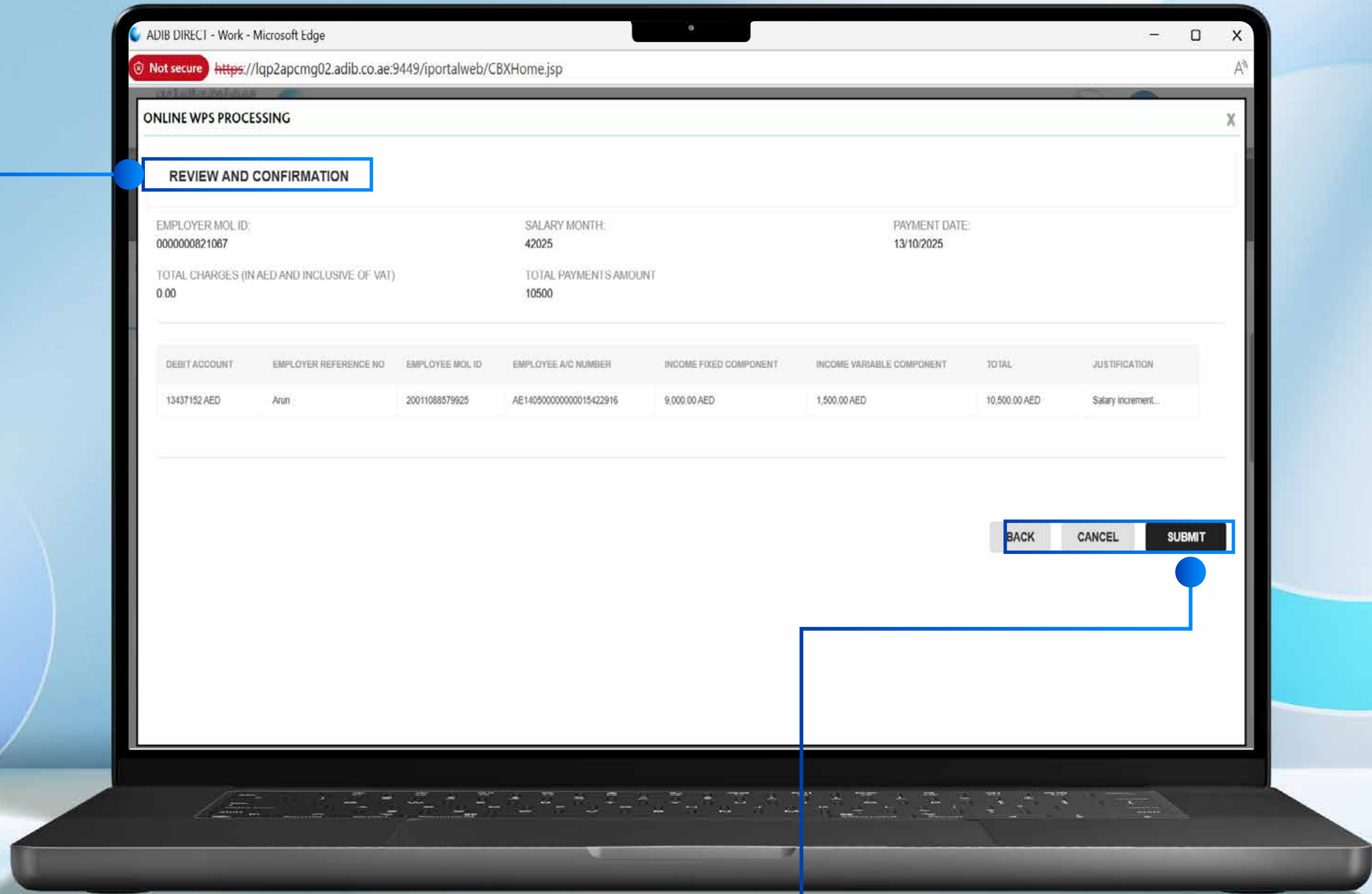
PARTICULAR	AMOUNT
HOUSING_ALLOWANCE	1,500.00
CONVEYANCE_ALLOWANCE	0.00
MEDICAL_ALLOWANCE	0.00
ANNUAL_PASSAGE_ALLOWANCE	0.00
OVERTIME_ALLOWANCE	0.00
OTHER_ALLOWANCE	0.00
LEAVE_ALLOWANCE	0.00
TOTAL	1,500.00

SUBMIT SAVE CANCEL CLEAR CANCEL

Variable income can be assigned based on the available categories displayed on the screen.

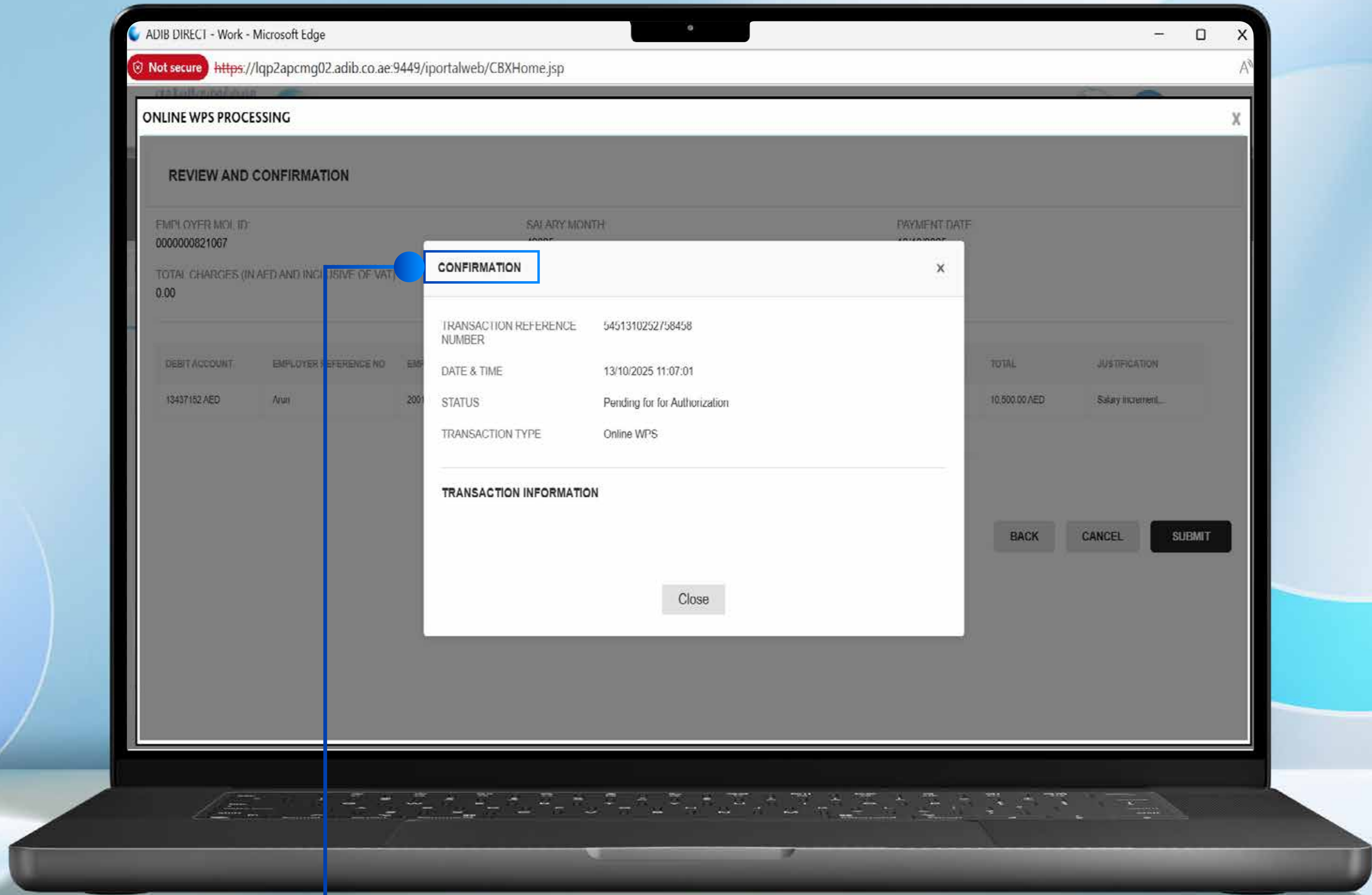


A justification must be provided for any changes made to the fixed amount from the drop down or select others and input the reason



● Review and confirm the salary amounts, including any variable income and any changes to fixed income along with the provided justification.

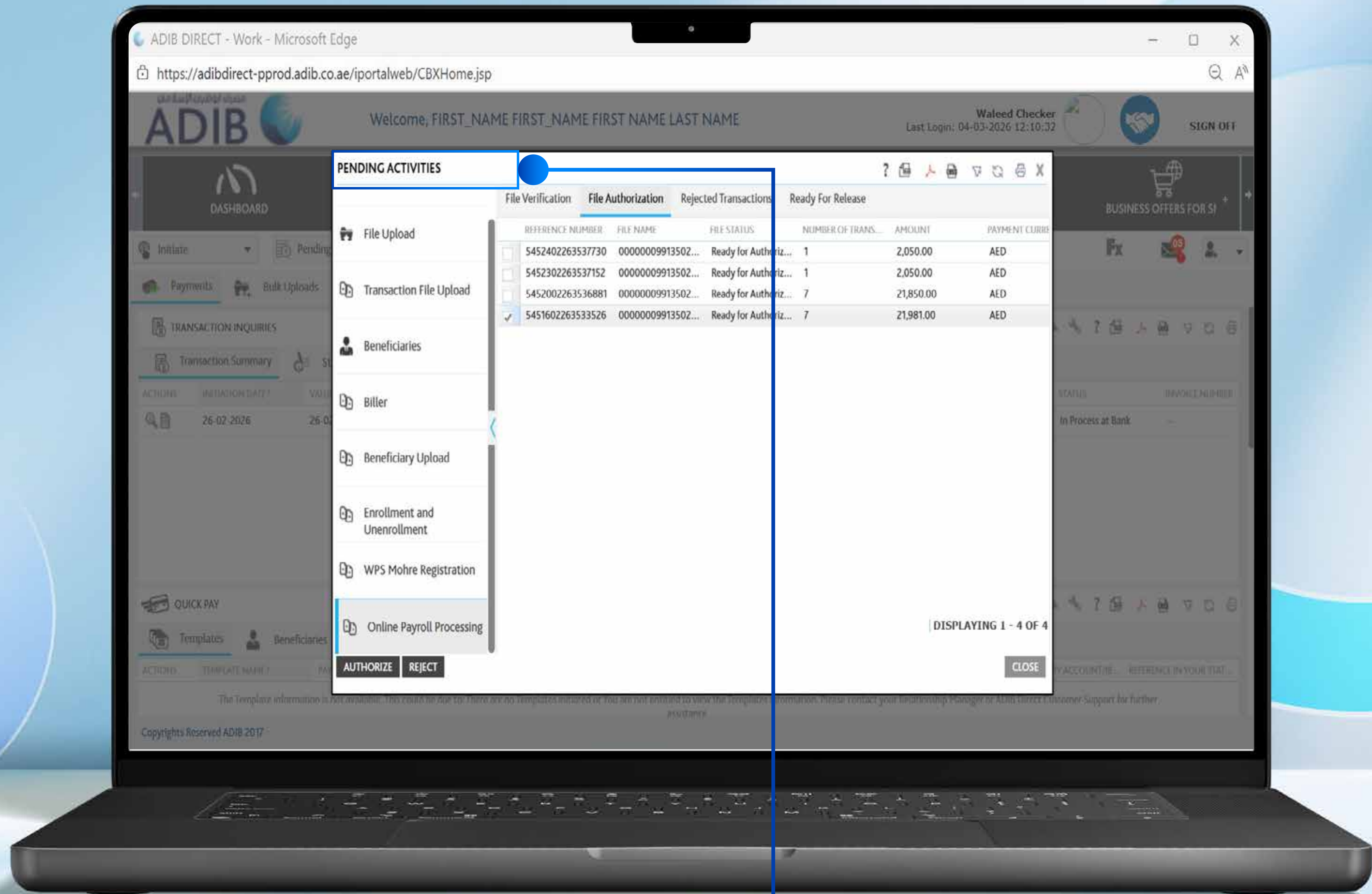
● Once verified, submit the request. It will then follow your company's authorization workflow and require approval as per the defined process.



Confirmation screen indicating that the request has been submitted and is now awaiting authorization.

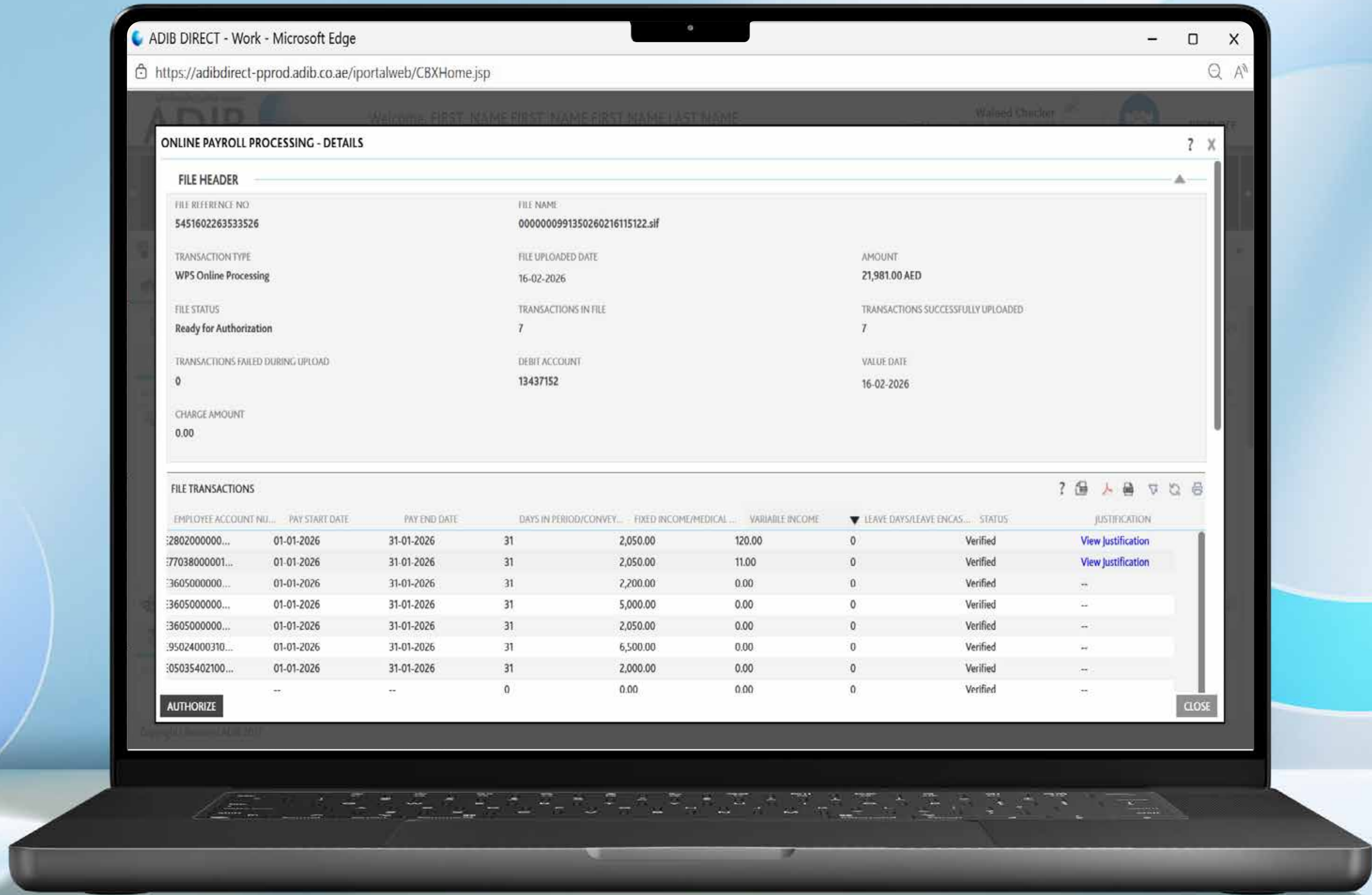


**APPROVAL FLOW  
ONLINE WPS SALARY  
PROCESSING**

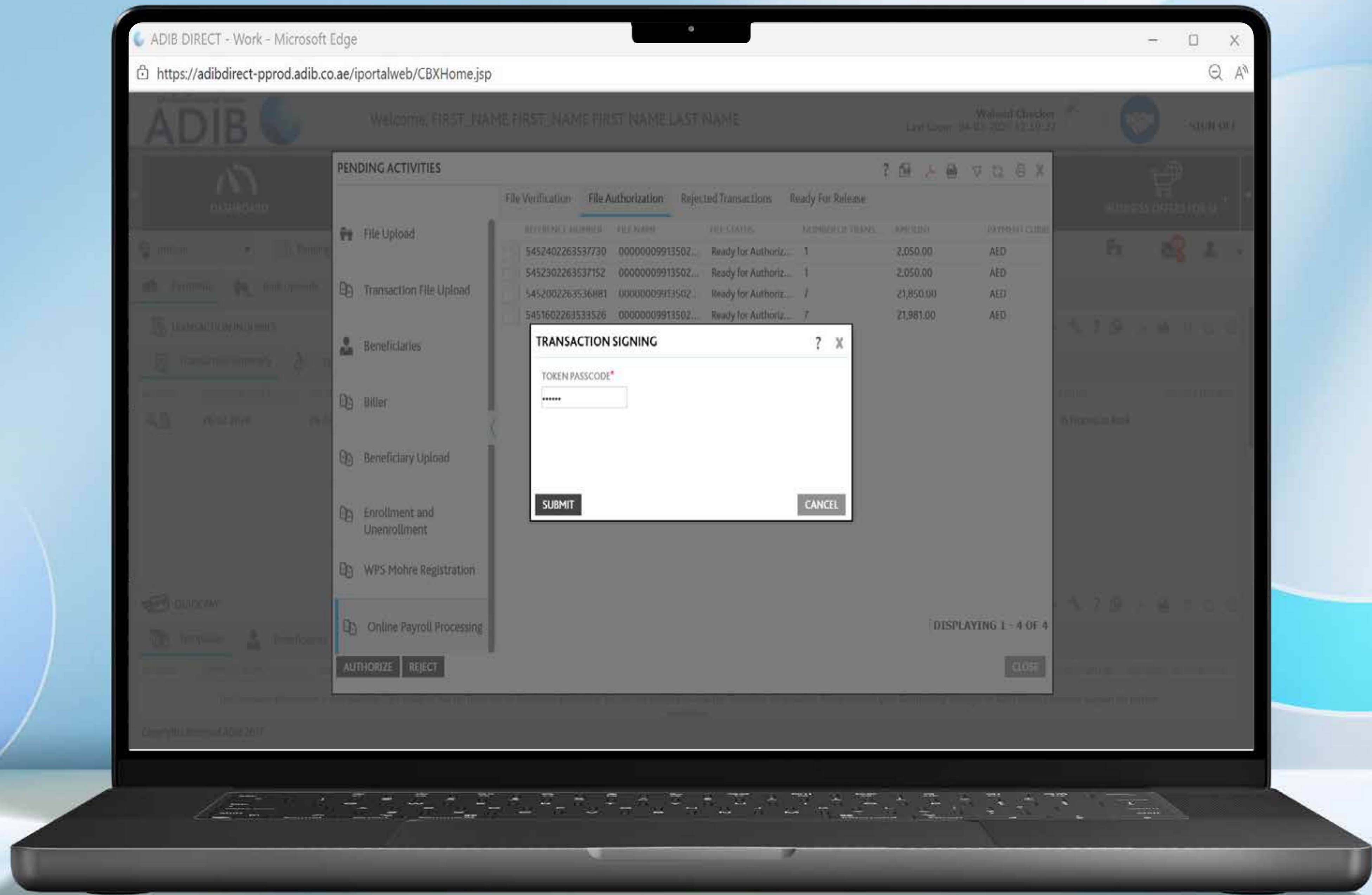


● All processes including registration/file upload/payroll processing and deregistration will follow your company standard approval workflows

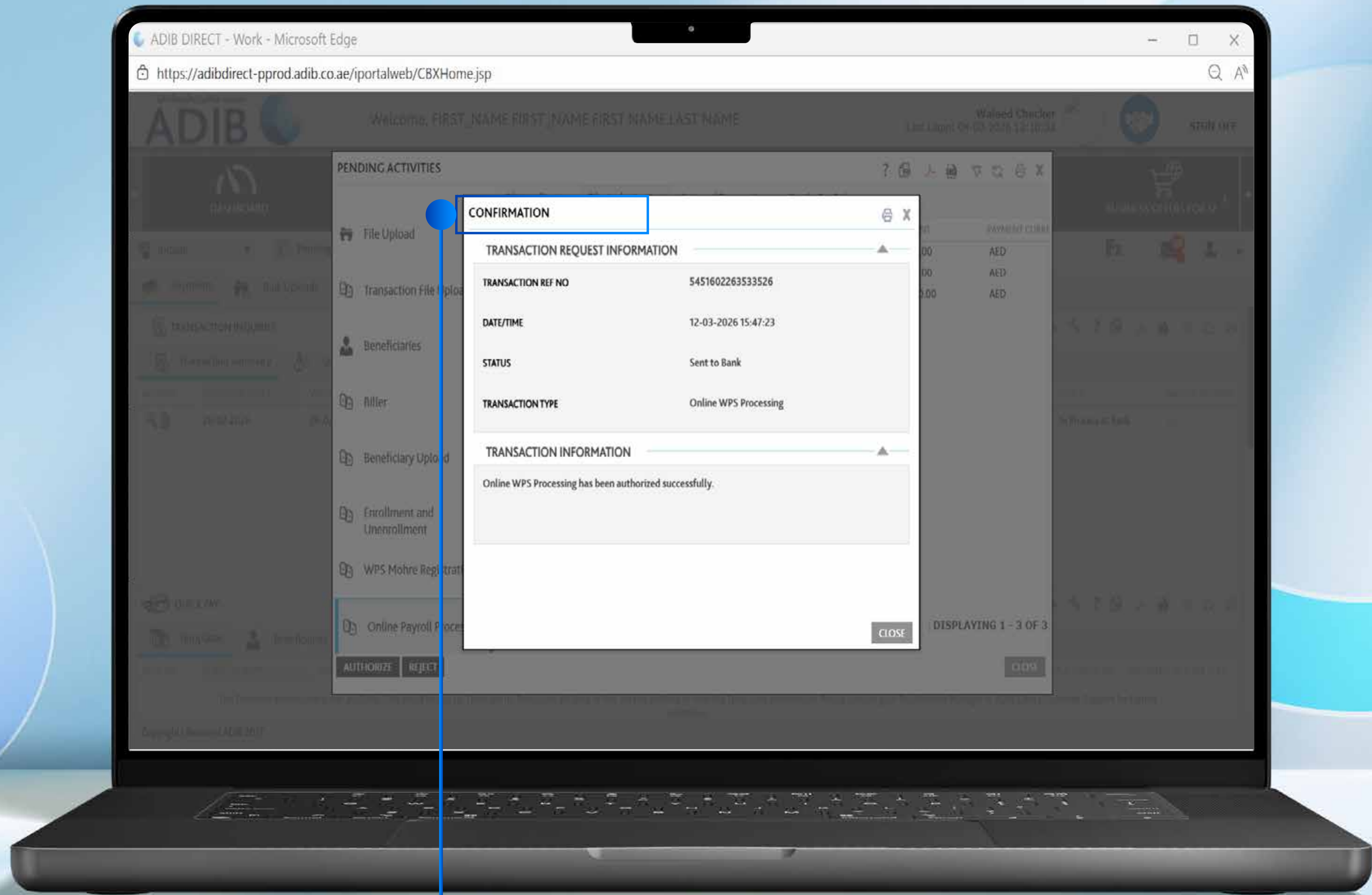
● On the dashboard go to pending activities. Select the type of activity you are looking to approve from the left column



● Here is an example of online payroll being selected.



- You can review the transaction details and if you are an authorised approver select release to approve.



You will then see a confirmation screen detailing that the request has been successfully authorized

Initiate Pending Activities Quick Launch...

Payments Bulk Uploads Bill Payment WPS MOHRE Registration Inquiry Online Payroll

ONLINE PAYROLL

Online WPS Processing

ACTIONS	FILE UPLOADED DATE	FILE NAME	DEBIT ACCOUNT NUMBER	NUMBER OF TRANSACTIONS	FILE STATUS	REFERENCE NUMBER	AMOUNT
	17-12-2025	00000009913502512171653...	13437152	1	In Process at Bank	5501712253491048	2,050.00
	12-12-2025	00000009913502512120953...	13437152	1	Processed By Bank	5501212253481273	2,070.00
	11-12-2025	00000009913502512111226...	13437152	1	Processed By Bank	5451112253480149	2,441.00
	11-12-2025	00000009913502512111059...	13437152	1	Processed By Bank	5501112253479266	2,120.00
	10-12-2025	00000009913502512101305...	13437152	1	Processed By Bank	5451012253477665	2,020.00
	10-12-2025	00000009913502512101144...	13437152	1	Processed By Bank	5451012253477208	2,695.00
	10-12-2025	00000009913502512101100...	13437152	1	Processed By Bank	5451012253477134	1,000.00
	09-12-2025	00000009913502512091138...	13437152	1	Processed By Bank	5450912253475682	2,050.00
	08-12-2025	00000009913502512081154...	13437152	2	Processed By Bank	5450812253474177	7,330.00
	12-11-2025	00000009913502511121541...	13437152	2	Processed By Bank	5451211253462267	7,478.00



Add any leave periods and review the fixed income displayed.



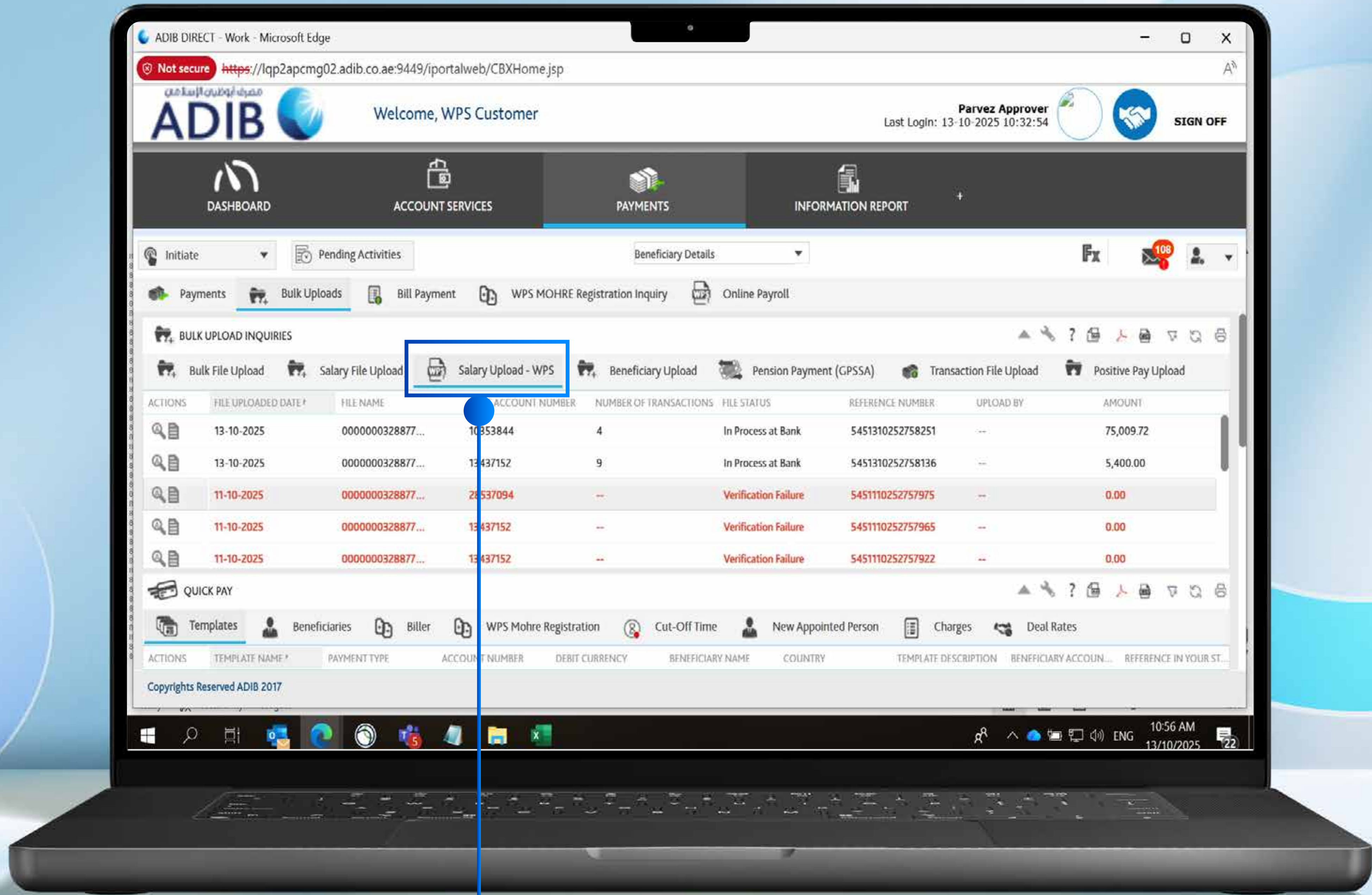
If there is variable income to be added, select the income variable component and enter the corresponding amounts.



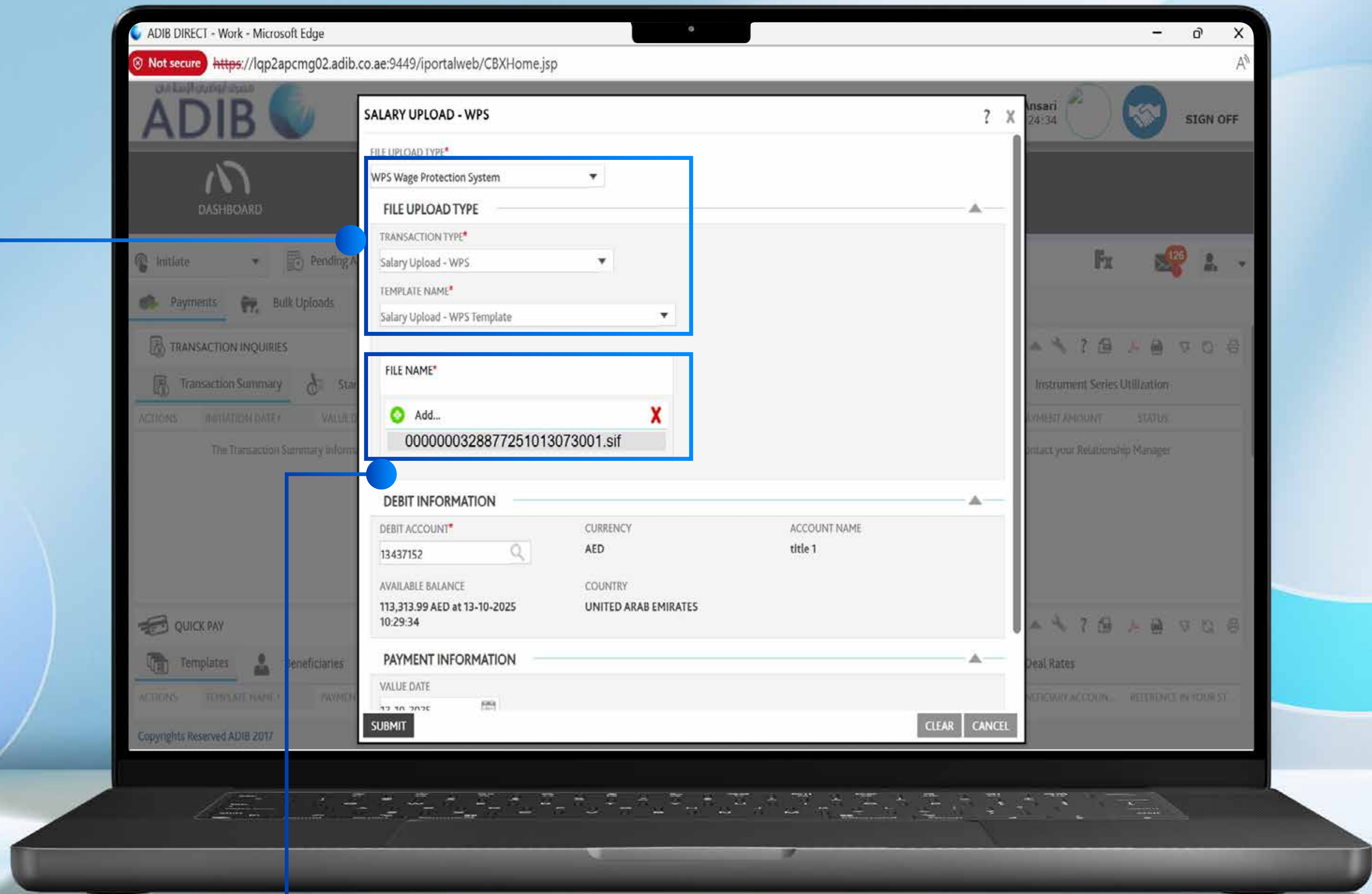
If you modify the fixed income amount, provide a justification by selecting Please provide justification and entering the reason for the change.



# WPS SALARY FILE UPLOAD



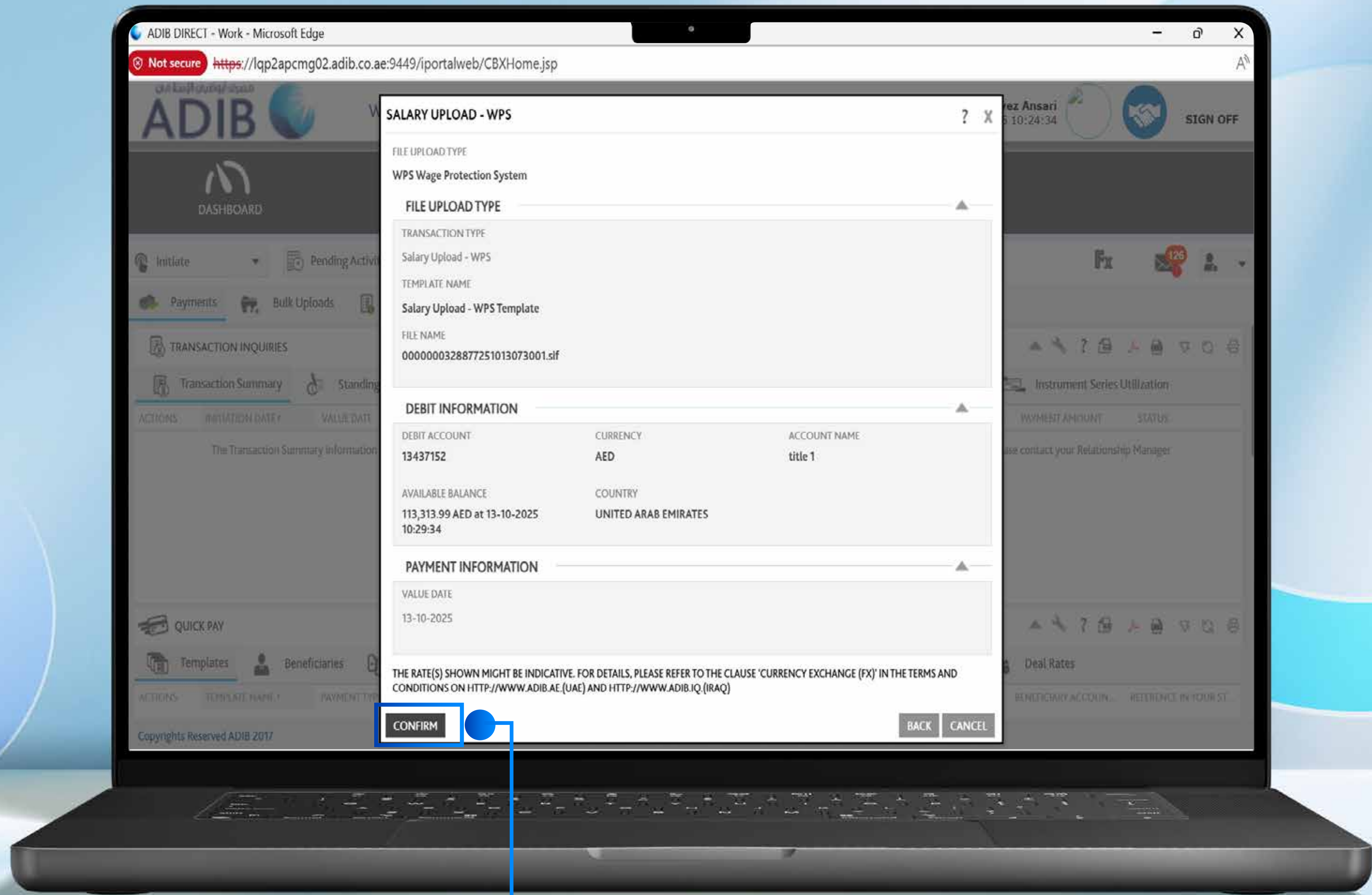
Go to Under Payments > Salary Upload WPS



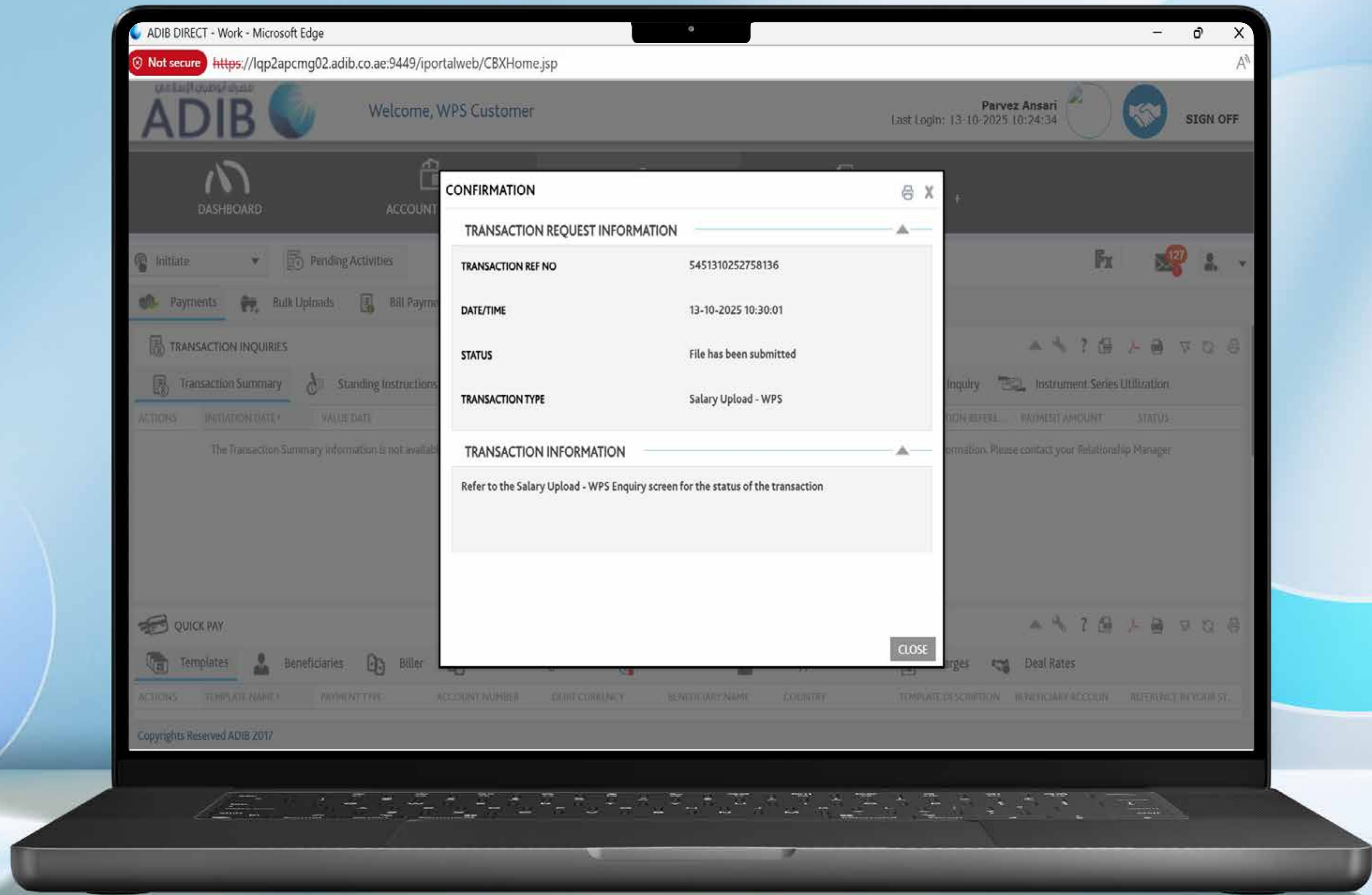
From the dropdowns, select File Upload Type as WPS – Wage Protection System. Select Transaction Type as Salary Upload WPS and Template Type as Salary Upload WPS Template

Click Add to upload the file. Select the account from which the salary payments will be debited and then the value date of the payment and Submit

In the SIF file format we will need to add two new fields for customers where we did MOHRE Registration -Justification-Residency



Now review to ensure selections made are correct and confirm



- This will now follow your company's authorization workflow and require approval as per the defined process.



**APPROVAL FLOW  
WPS FILE UPLOAD**



DASHBOARD

Initiate Pending

Payments Bulk Uploads

TRANSACTION INQUIRIES

Transaction Summary

ACTIONS	INITIATION DATE?	VA
	26-02-2026	26

QUICK PAY

Templates Beneficiaries

ACTIONS TEMPLATE NAME? PA

The Template information is not available. This could be due to: There are no templates initiated or you are not entitled to view the Templates information. Please contact your Relationship Manager or ADIB Direct Customer Support for further assistance.

PENDING ACTIVITIES

Transactions

File Upload

Transaction File Upload

Beneficiaries

Biller

Beneficiary Upload

Enrollment and Unenrollment

WPS Mohre Registration

ACCEPT REJECT

File Verification File Authorization Rejected Files Ready For Release

REFERENCE NU...	FILE NAME	FILE STATUS	NUMBER OF TR...	AMOUNT	PA
✓ 545120326354...	000000099135...	Ready for Verific...	1	2,150.00	AE
545090226352...	000000099135...	Ready for Verific...	1	2,050.00	AE

Displaying 1 - 2 of 2

CLOSE

Welcome, FIRST\_NAME FIRST\_NAME FIRST\_NAME LAST NAME Walood Makiy 12-03-2026 12:30:39 SIGN OFF

### SALARY UPLOAD - WPS - DETAILS

**File Header**

<b>File Reference No</b> 5451203263548962	<b>File Name</b> 0000000991350260312093501.sif	
<b>Transaction Type</b> WPS Wage Protection System	<b>File Uploaded Date</b> 12-03-2026	<b>Amount</b> 2,150.00 AED
<b>File Status</b> Ready for Verification	<b>Transactions in File</b> 1	<b>Transactions Successfully Uploaded</b> 1
<b>Transactions Failed During Upload</b> 0	<b>Debit Account</b> 1343/152	<b>Value Date</b> 12-03-2026
<b>Charge Amount</b> 102.00	<a href="#">Common Justification for all Transactions</a>	

**FILE TRANSACTIONS**

EMPLOYEE ACCOUN...	PAY START DATE	PAY END DATE	DAYS IN...	FIXED INCOME/MED...	VARIABL...	LEAVE ...	STATUS	JUSTIFICATION
AE47050000...	01-01-2026	31-01-2026	31	2,150.00	0.00	0	Pending for justification	<a href="#">Please Provi...</a>

**ACCEPT** **CLOSE**

Please Provide Justification

SALARY UPLOAD - WPS - DETAILS

File Header

**File Reference No**  
5451203263548968

**File Name**  
000000991350260312095501.sif

**Transaction Type**  
WPS Wage Protection System

**File Uploaded Date**  
12-03-2026

**Amount**  
2,050.00 AED

**File Status**  
Ready for Verification

**Transactions in File**  
1

**Transactions Successfully Uploaded**  
1

**Transactions Failed During Upload**  
0

**Debit Account**  
1343/152

**Value Date**  
12-03-2026

**Charge Amount**  
102.00

FILE TRANSACTIONS

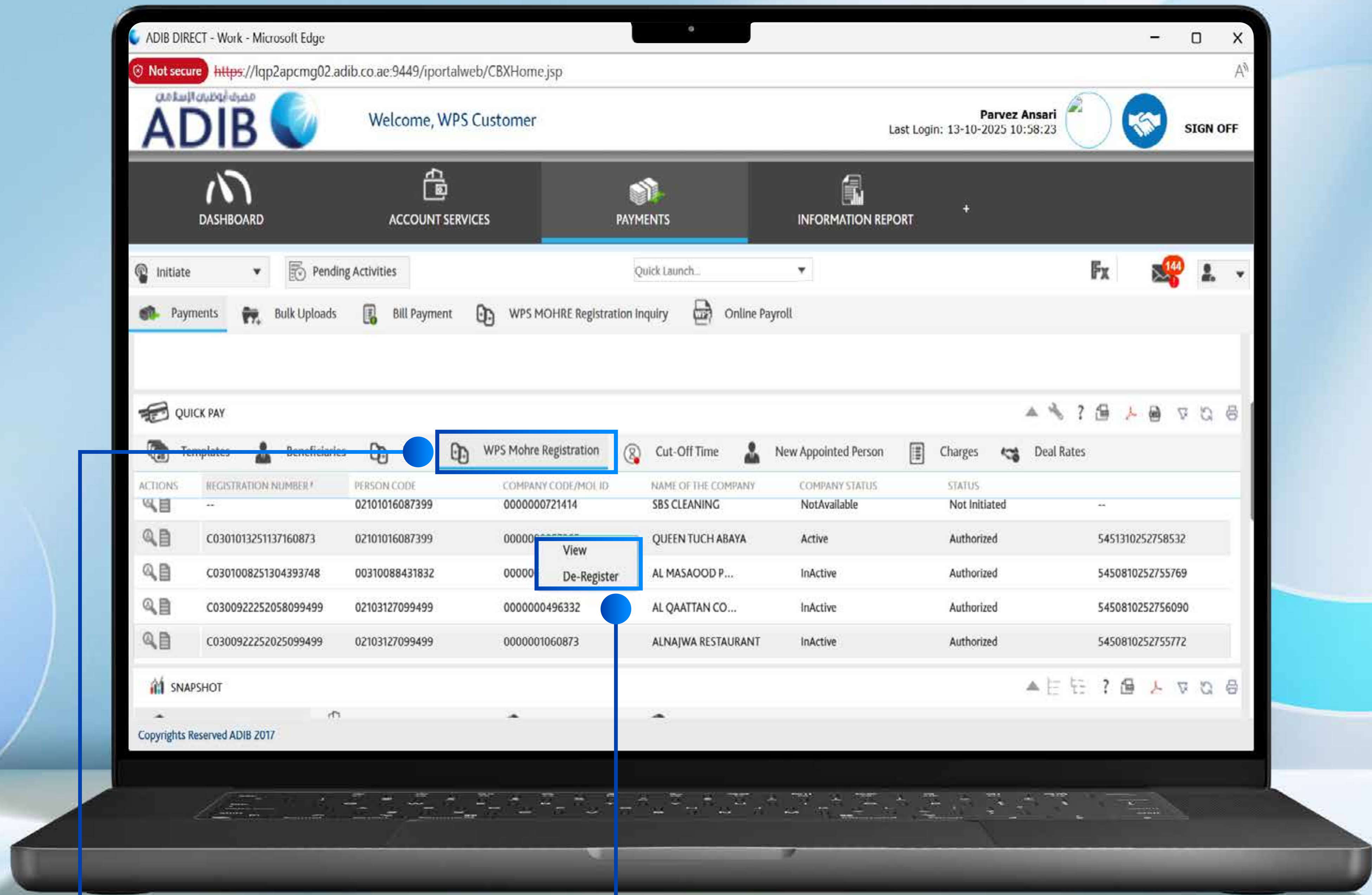
PAY START DATE	PAY END DATE	DAYS IN PERIOD/CO...	FIXED INCOME/MED...	VARIABLE INCOME	LEAVE DAYS/LEAVE ...	STATUS	JUSTIFICATION
01-01-2026	31-01-2026	31	2,050.00	0.00	0	Verified	--

ACCEPT

CLOSE



# WPS DEREGISTRATION



From the dashboard select WPS Mohre Registration.

On an active company right click and select De-Register

## De-Registration

TRANSACTION REFERENCE 5450812253474065

SELECT RIM 408625

COMPANY NAME MOHAMMED BASHER MUBARAK JUMAALALI

SHAREHOLDER'S EMIRATES ID 784-19869697-0404

SHAREHOLDER'S NAME FIRSTNAME RAMDAN MOHAMED

	S.NO	NAME OF THE COMPANY	LOCATION	COMPANY CODE	REGISTRATION STATUS
<input checked="" type="checkbox"/>	1	MIRACLE STEEL FABRICATORS L.L.C	Om-El-Quain	920970	Active

MAKER NAME Waleed Maker

MAKER MOBILE NO 971 567898137

MAKER EMIRATES ID 784-19999999-9111

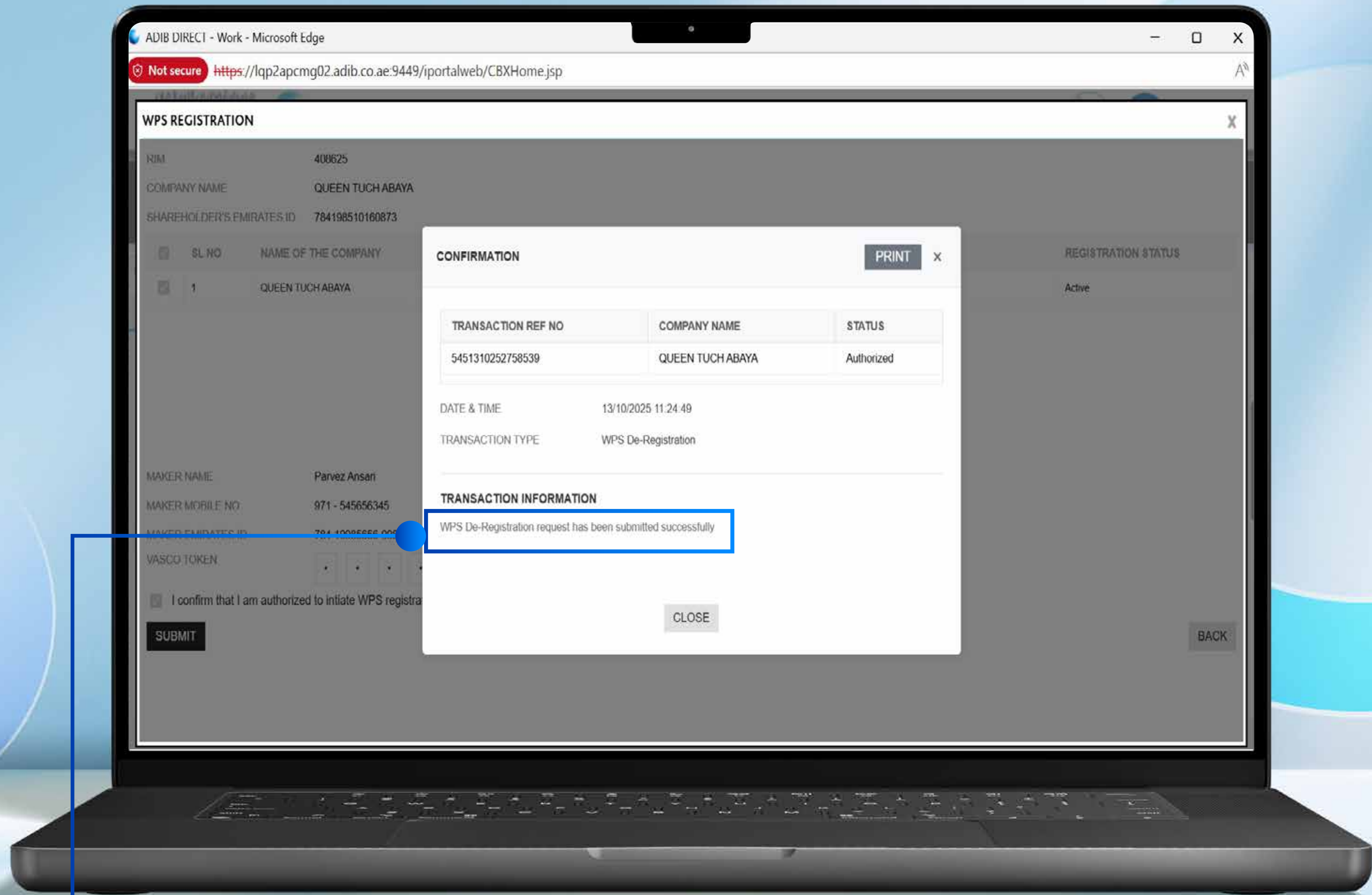
 I confirm that I am authorized to initiate WPS MOHRE De-Registration on behalf of the company and accept the Terms and Conditions. [Disclaimer](#)

SUBMIT

CLOSE

Review the displayed details and enter your Emirates ID in the "Maker Emirates ID" field.

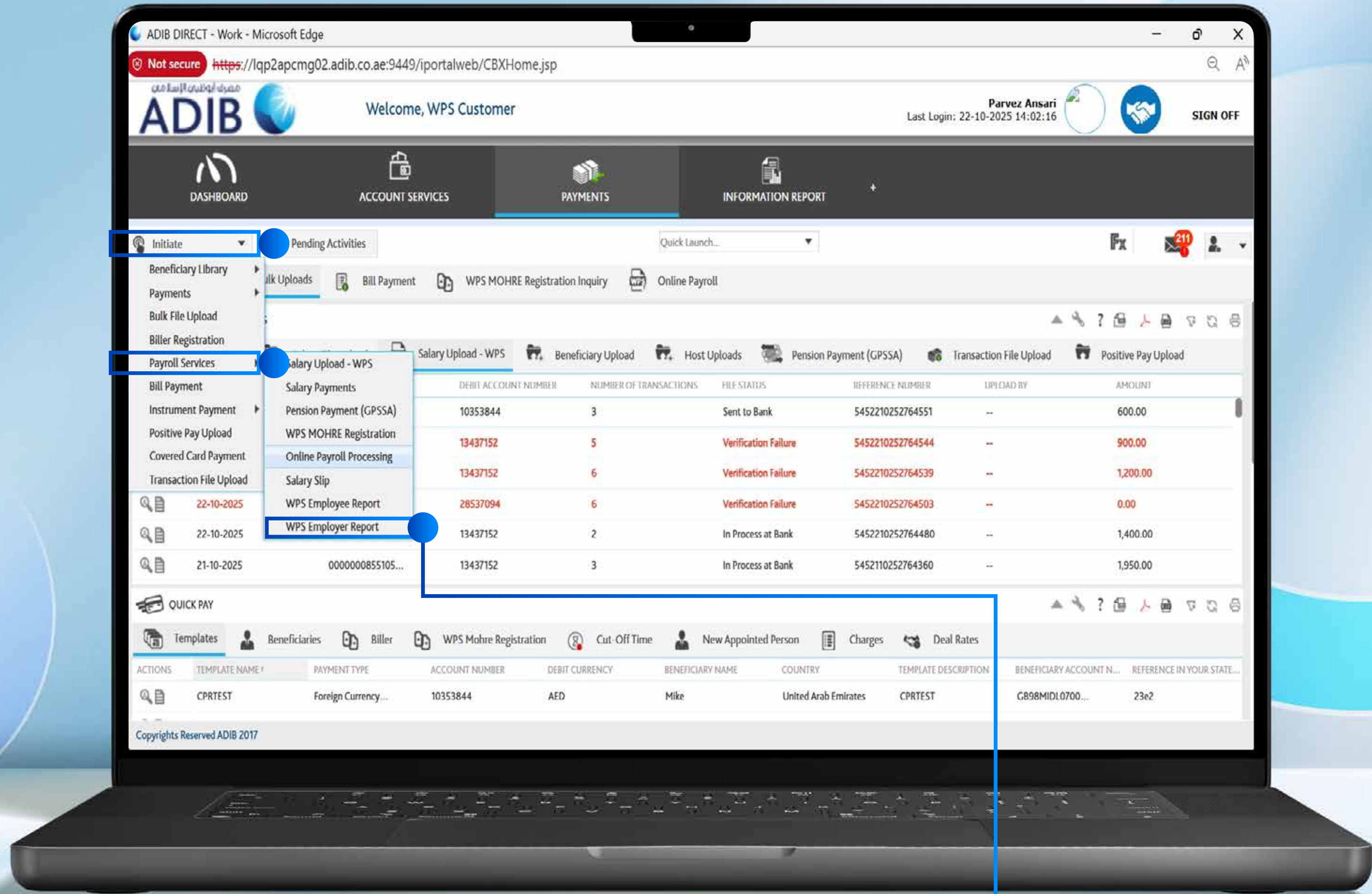
Confirm that you are authorized to de-register by selecting the checkbox, then click Submit.



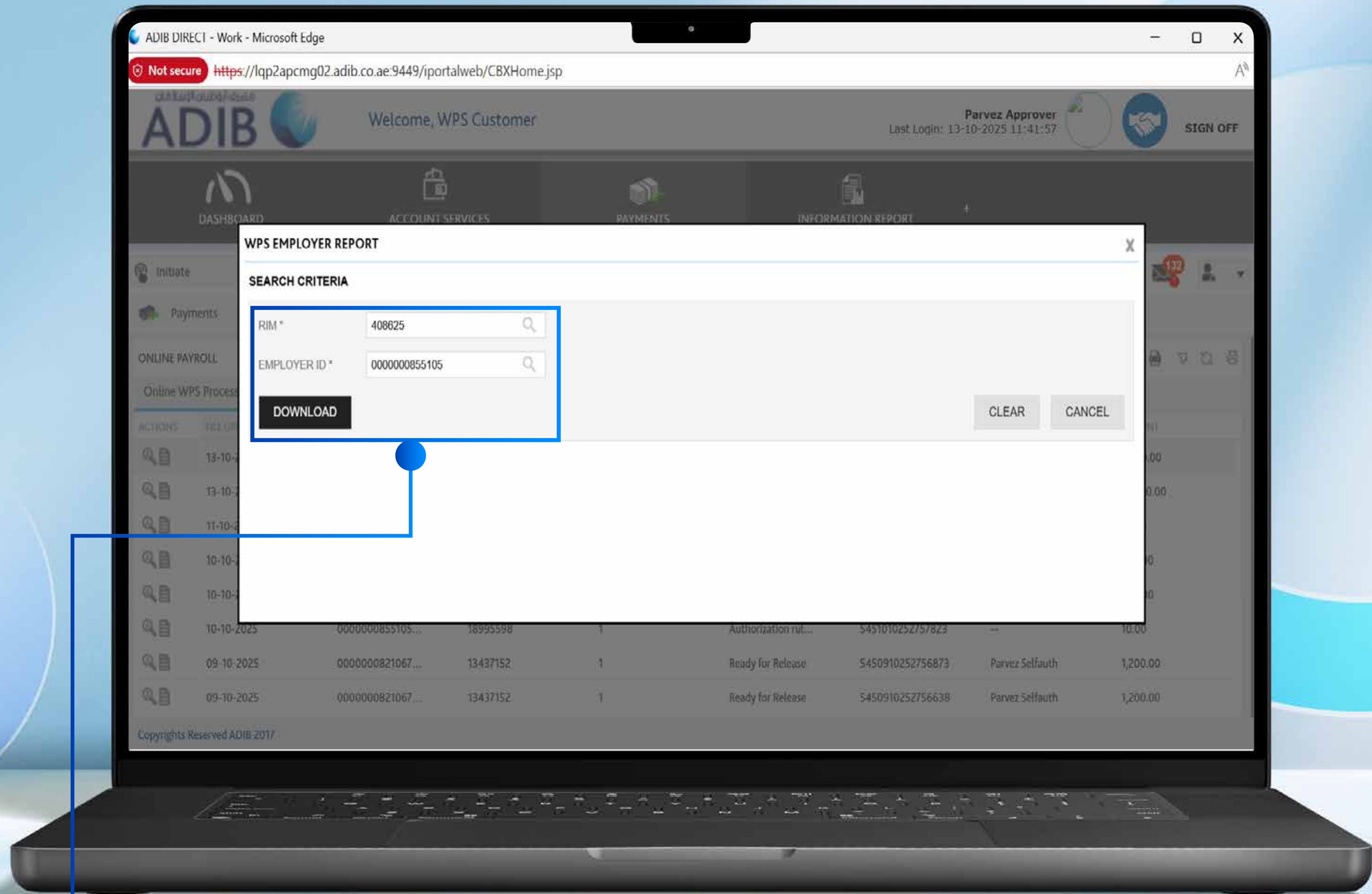
De-registration request submitted. This will then follow your company's authorization workflow and require approval as per the defined process



# EMPLOYER REPORT



Navigate to Initiate → Payroll Services → WPS Employer Report.



● Select the company by choosing the RIM and then select the employer by selecting Employer ID, then click Download.



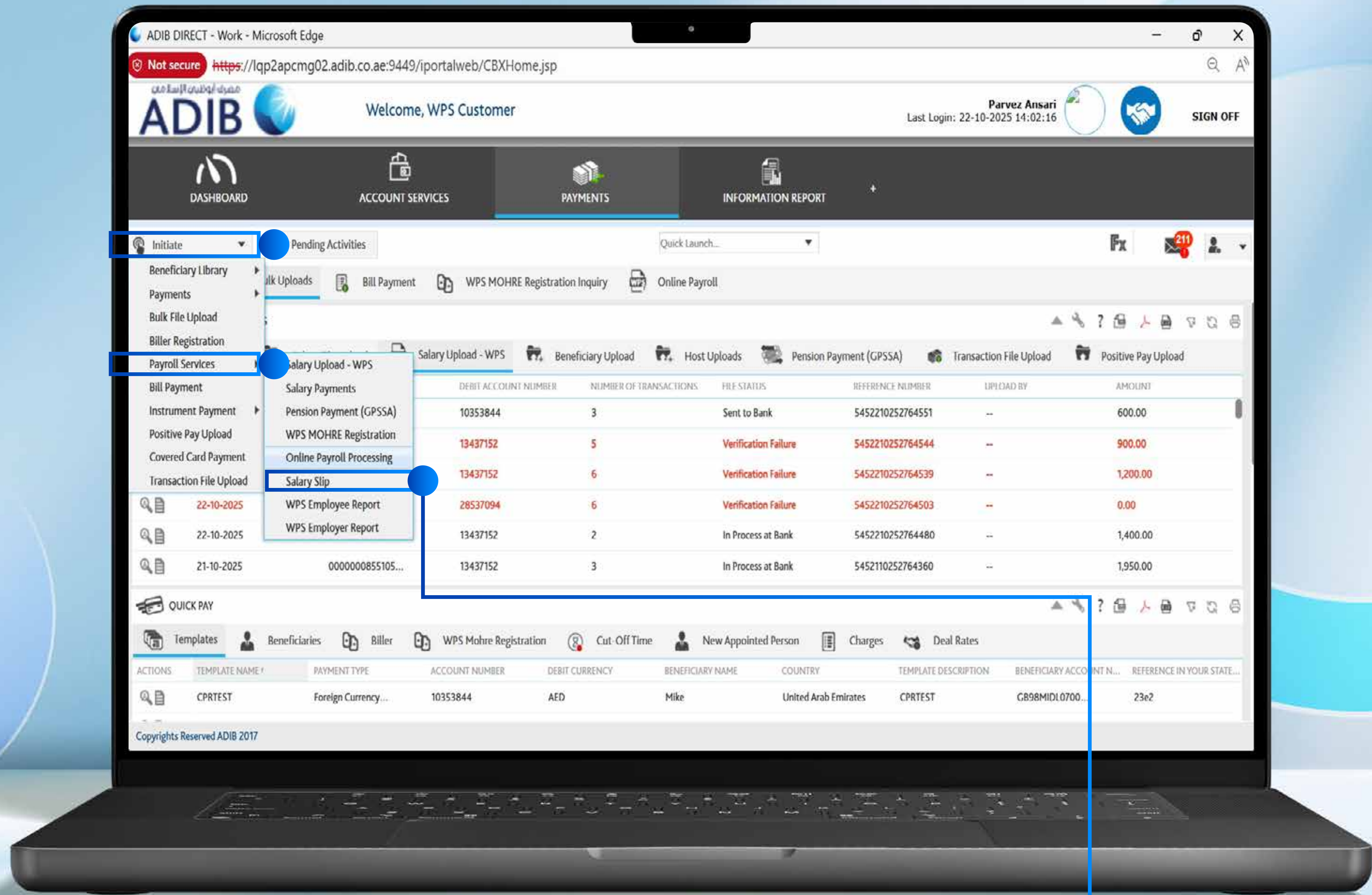
### Employer Report

	WALEED MOHAMED BAKERY
	0000000855105
	10/13/2025, 12:23:00 PM

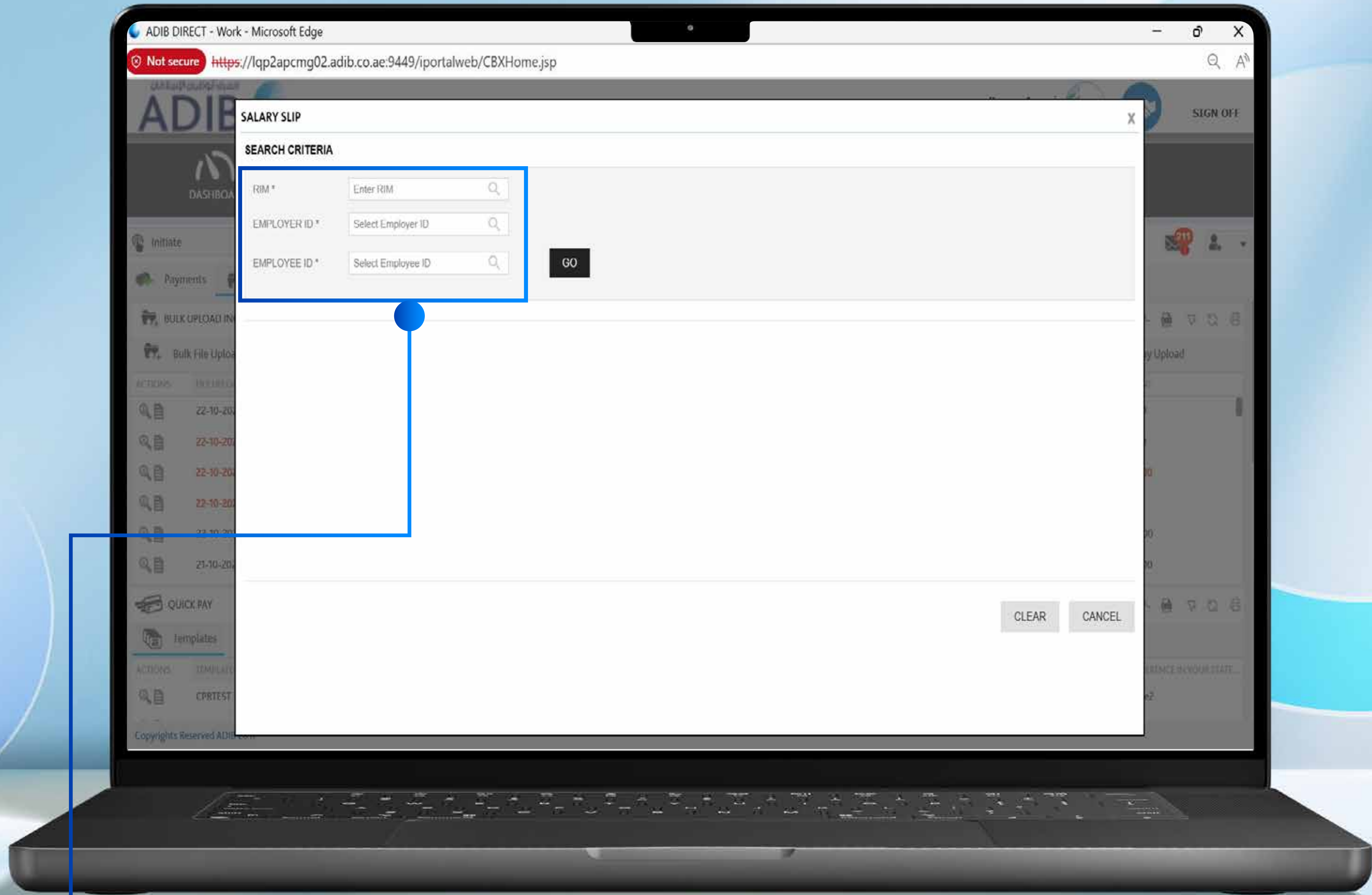
Salary Month (Month Year)	Payment date (Day-month-year)	PAID SALARY	Worker name EID or WORK PERMIT NUMBER	#
		FIXED SALARY <i>As per contract</i>		
	11-10-2025	109	31116048933077	1
		50	784199348933077	
	11-10-2025	109	31116048818575	2
		50	784199348818575	
	11-10-2025	109	31116048933077	3
		50	784199348933077	
	11-10-2025	109	31116048818575	4



**SALARY SLIP**



Navigate to Initiate → Payroll Services → Salary Slip



● Select the company by choosing the RIM

SALARY SLIP

SEARCH CRITERIA

RIM *	408625	SELECT COMPANY	
EMPLOYER ID *	Select Employer ID	CORPORATE NAME	RIM
EMPLOYEE ID *	Select Employee ID	FIRST_NAME LAST_NAME	1575560
		FIRST_NAME LAST_NAME	408625
		WPS Customer	57183

CLEAR CANCEL

ADIB DIRECT - Work - Microsoft Edge  
Not secure https://lqp2apcmg02.adib.co.ae:9449/portalweb/CBXHome.jsp

### SALARY SLIP

**SEARCH CRITERIA**

RIM \* 408625

EMPLOYER ID \* Select Employer ID

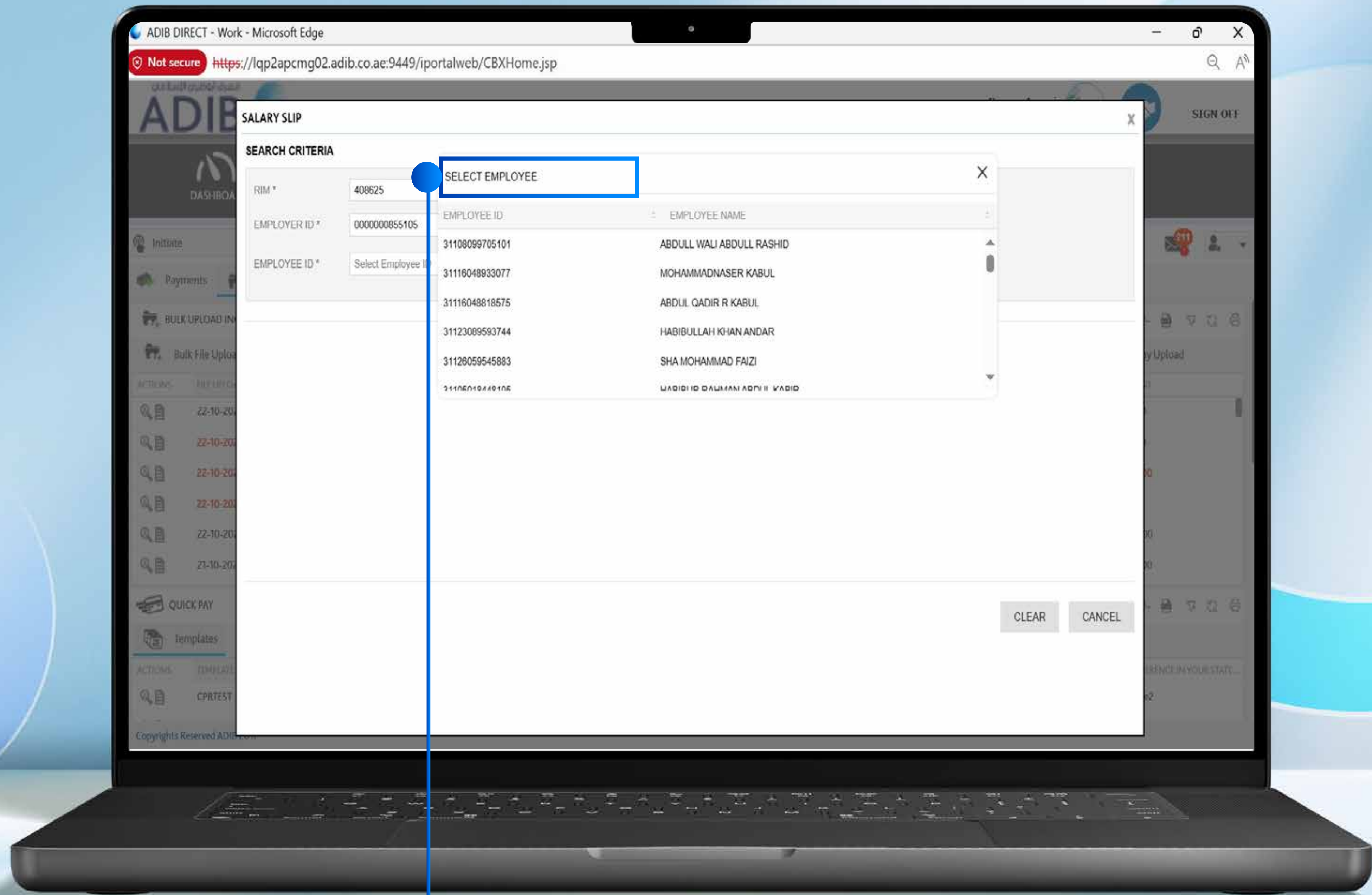
EMPLOYEE ID \* Select Employee ID

#### SELECT EMPLOYER

EMPLOYER MOL ID	COMPANY NAME
0000000160101	MOHANEH HAIRCUTTING SALOON
00000000957865	QUEEN TUCH ABAYA
0000000894213	JABAL HAFITH BEKARY
0000000607506	NASER BAKERY
0000000855105	WALEED MOHAMED BAKERY
0000000000000	MADUADA BAKERY

CLEAR CANCEL

Now select the employer by selecting employer ID



Now select the Employee for which you wish to generate the salary slip for

ADIB DIRECT - Work - Microsoft Edge  
Not secure https://lqp2apcmg02.adib.co.ae:9449/portalweb/CBXHome.jsp

### SALARY SLIP

**SEARCH CRITERIA**

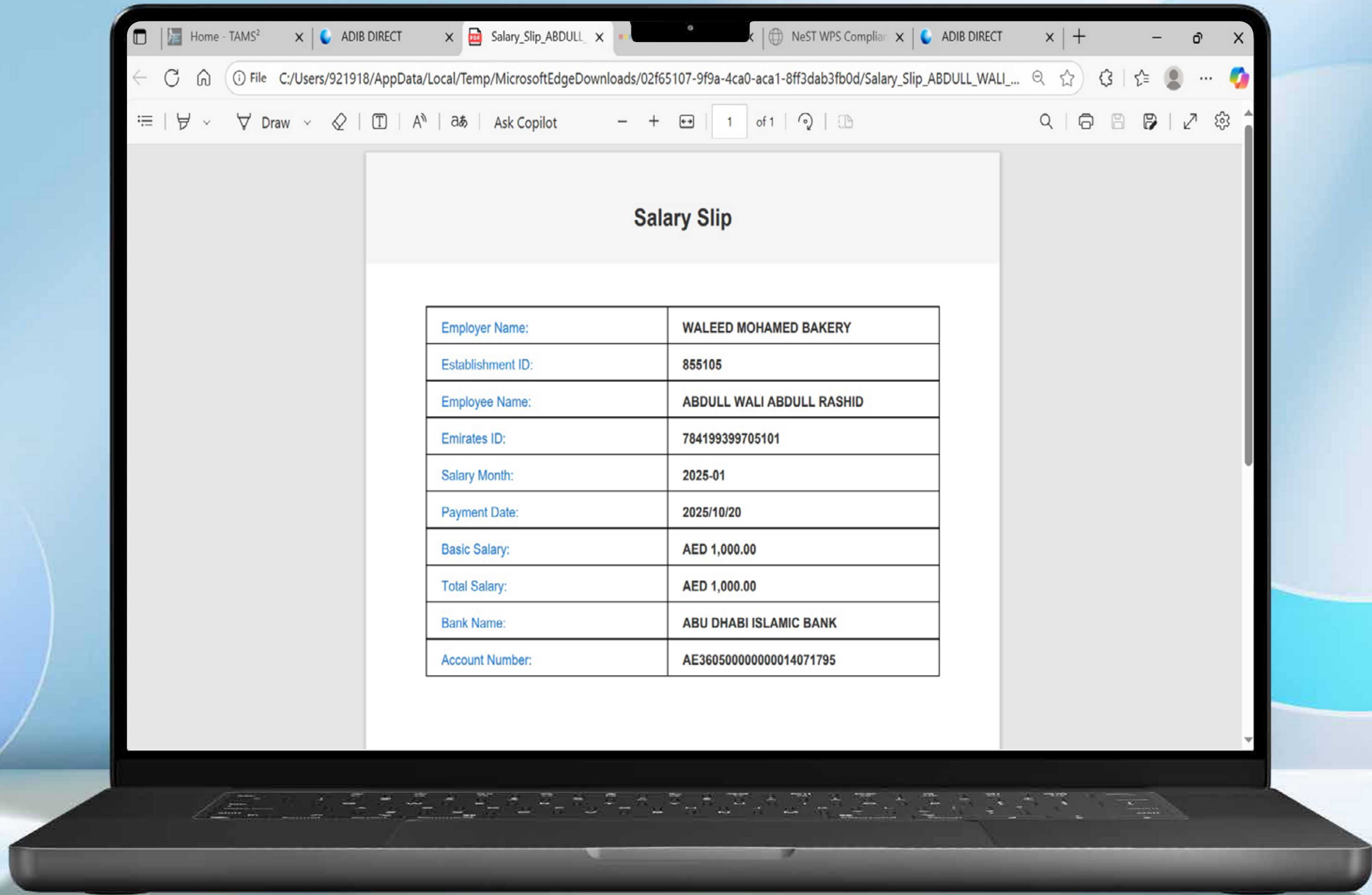
RIM \* 408625  
EMPLOYER ID \* 0000000855105  
EMPLOYEE ID \* 31108099705101 **GO**

**SALARY SLIP DETAILS** Total Records: 13

PAY PERIOD START DATE	PAY PERIOD END DATE	PAYMENT DATE	EMPLOYEE NAME	EMPLOYER	DOWNLOAD OPTION
2025-09-01	2025-09-30	2025-0-17	ABDULL WALI ABDULL RASHID	WALEED MOHAMED BAKERY	<a href="#">Download</a>
2025-01-01	2025-01-31	2025-0-20	ABDULL WALI ABDULL RASHID	WALEED MOHAMED BAKERY	<a href="#">Download</a>
2025-06-01	2025-06-30	2025-0-17	ABDULL WALI ABDULL RASHID	WALEED MOHAMED BAKERY	<a href="#">Download</a>
2025-07-01	2025-07-31	2025-0-15	ABDULL WALI ABDULL RASHID	WALEED MOHAMED BAKERY	<a href="#">Download</a>
2025-07-01	2025-07-31	2025-0-16	ABDULL WALI ABDULL RASHID	WALEED MOHAMED BAKERY	<a href="#">Download</a>
2025-02-01	2025-02-28	2025-0-16	ABDULL WALI ABDULL RASHID	WALEED MOHAMED BAKERY	<a href="#">Download</a>
2025-08-01	2025-08-31	2025-0-14	ABDULL WALI ABDULL RASHID	WALEED MOHAMED BAKERY	<a href="#">Download</a>
2025-07-01	2025-07-31	2025-0-15	ABDULL WALI ABDULL RASHID	WALEED MOHAMED BAKERY	<a href="#">Download</a>
2025-07-01	2025-07-31	2025-0-16	ABDULL WALI ABDULL RASHID	WALEED MOHAMED BAKERY	<a href="#">Download</a>

**CLEAR** **CANCEL**

From the list of salary slip details choose the salary slip you need and download by selecting download

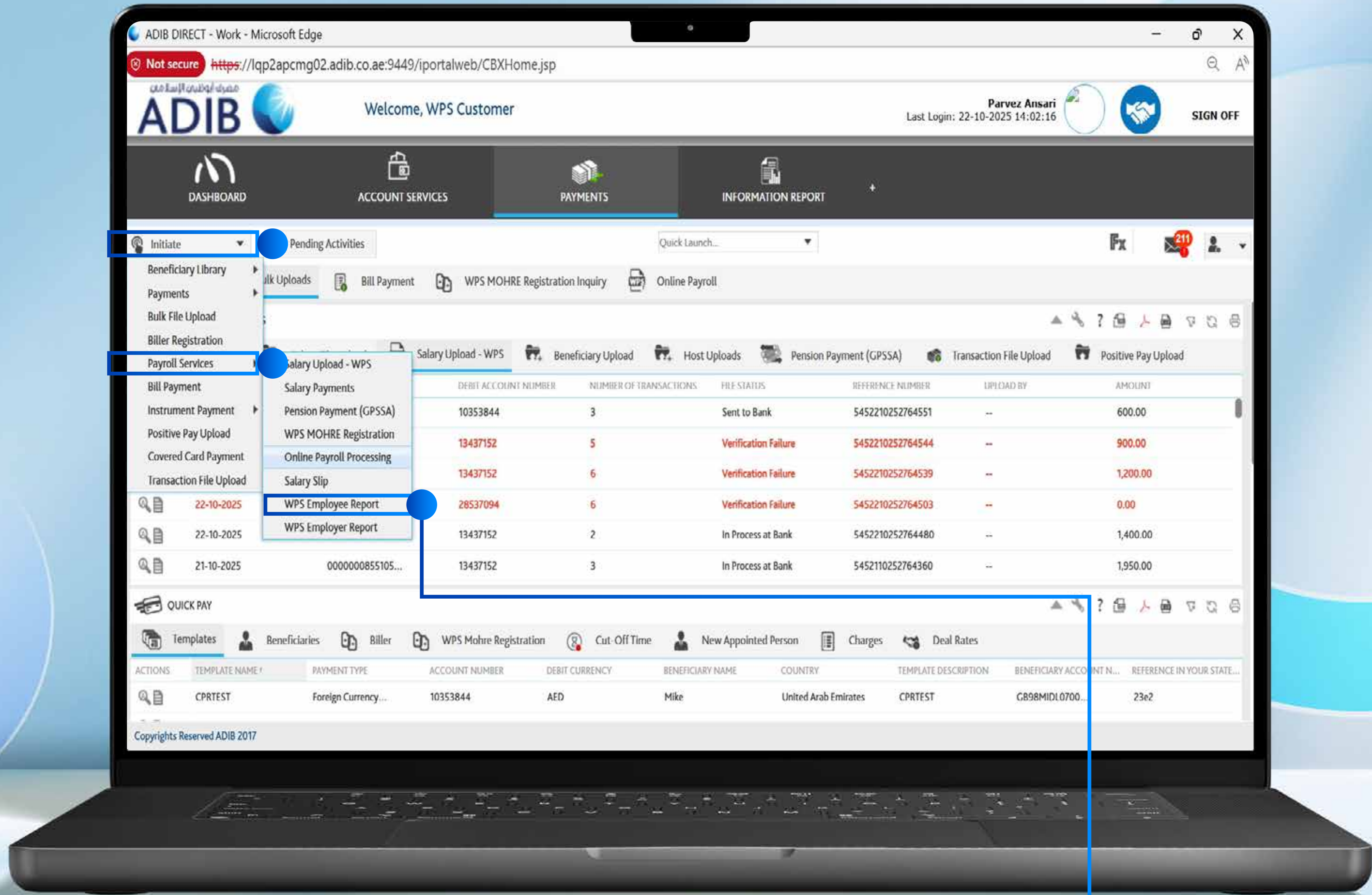


## Salary Slip

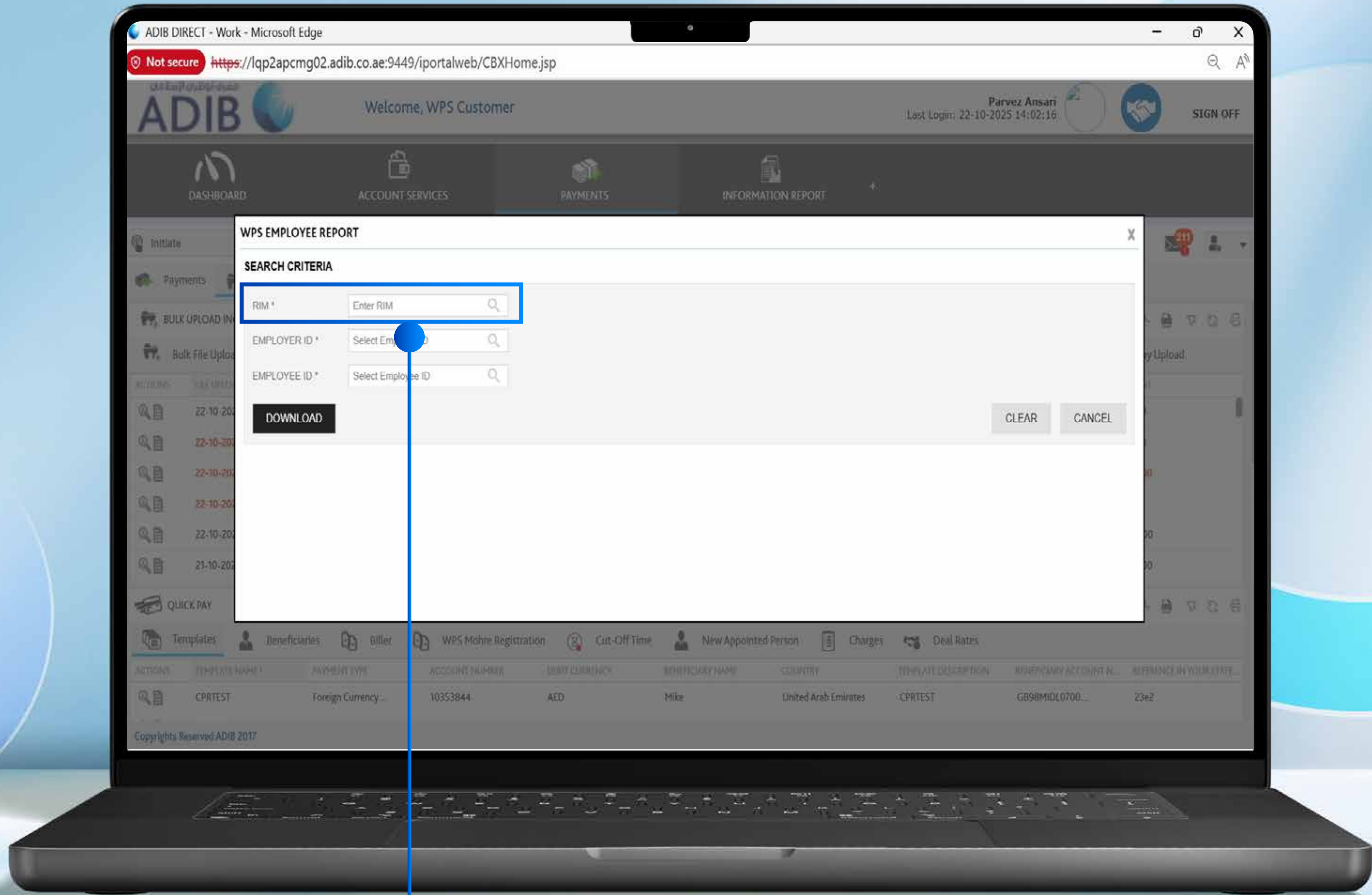
Employer Name:	WALEED MOHAMED BAKERY
Establishment ID:	855105
Employee Name:	ABDULL WALI ABDULL RASHID
Emirates ID:	784199399705101
Salary Month:	2025-01
Payment Date:	2025/10/20
Basic Salary:	AED 1,000.00
Total Salary:	AED 1,000.00
Bank Name:	ABU DHABI ISLAMIC BANK
Account Number:	AE36050000000014071795



# EMPLOYEE REPORT



Navigate to Initiate → Payroll Services → WPS Employee Report



● Select the company by choosing the RIM

### WPS EMPLOYEE REPORT

**SEARCH CRITERIA**

RIM \* 408625  
EMPLOYER ID \* Select Employer ID  
EMPLOYEE ID \* Select Employee ID

**DOWNLOAD**

**SELECT COMPANY**

CORPORATE NAME	RIM	CORPORATE ID
FIRST_NAME LAST_NAME	1575560	10006765
FIRST_NAME LAST_NAME	408625	10006765
WPS Customer	5/103	10006765

**CLEAR** **CANCEL**

Templates: Beneficiaries, Billet, WPS Mohire Registration, Cut-Off Time, New Appointed Person, Charges, Deal Rates

ACTION	TEMPLATE NAME	PAYMENT TYPE	ACCOUNT NUMBER	CURT CURRENCY	BENEFICIARY NAME	COUNTRY	TEMP AFT DESCRIPTION	BENEFICIARY ACCOUNT N...	REFERENCE IN YOUR STAT...
	CPRTST	Foreign Currency...	10353844	AED	Mike	United Arab Emirates	CPRTST	GB98MIDL0700...	23e2

Copyrights Reserved ADIB 2017

### WPS EMPLOYEE REPORT

**SEARCH CRITERIA**

RIM \*

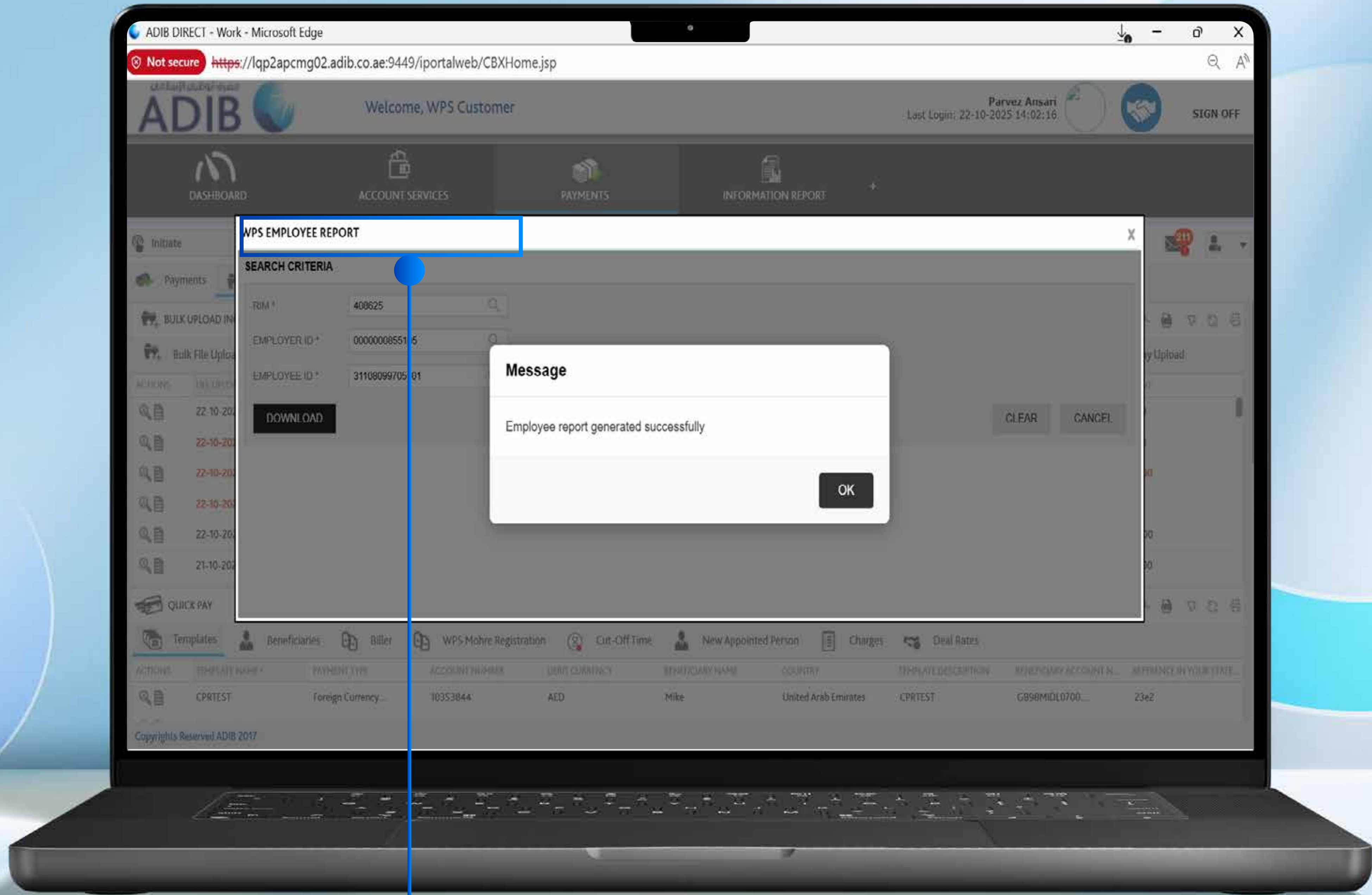
EMPLOYER ID \*

EMPLOYEE ID \*

**DOWNLOAD** CLEAR CANCEL

ACTIONS	TEMPLATE NAME	PAYMENT TYPE	ACCOUNT NUMBER	DEBIT CURRENCY	BENEFICIARY NAME	COUNTRY	TEMPLATE DESCRIPTION	BENEFICIARY ACCOUNT N...	REFERENCE IN YOUR STATE...
	CPRTEST	Foreign Currency	10353844	AED	Mike	United Arab Emirates	CPRTEST	GB98MIDL0700...	Z3eZ

Copyrights Reserved ADIB 2017



Employee Report has now been generated

### Employee Report

Worker name	ABDULL WALI ABDULL RASHID
EID	3-100-200-209-120-92-237-40-215-183-103-148-24 0-7-188- 21 1
Work Permit Number	
Company Name	WALEED MOHAMED BAKERY
Company Code	0000000855105
Cateated Date	10/23/2025, 10:50:32 AM

PAID SALARY	Salary year& month	paid date	Reference number of transaction or file number	Beneficiary Account
600	202509	2025-10-17	5451710252763427	AE750351191324025009017
600				
1000	202501	2025-10-20	5452210252764710	AE920500000000010353844
1000				



# **SALARY WPS FILE CREATION GUIDE**

Old WPS File sample

EDR,00120048661469,405010101,AE360500000000014071795,  
2025-11-01,2025-11-30,30,4200.72,0,0

After Mohre Registration WPS File with two additional  
columns sample

EDR,30109038897489,405010101,AE470500000000013895930,  
2026-01-01,2026-01-31,31,2150,0,0,(insert justification for any  
change in salary),(Yes if resident, No if not UAE resident)



SIF File Creation Guide



## Contact us:

 [adib.ae](http://adib.ae)

 Corporate Banking: [gtbhelpdesk@adib.com](mailto:gtbhelpdesk@adib.com)

 Business Banking: 600 543 220